0603 FAST ACTING SMD FUSES

R06.000 Series 0.25A~8A 63Vdc/32Vdc E340427

Description

- 1.6x0.81x0.65mm physical size
- Solder-free design
- Designed to UL248-1
- RoHS compliant,Halogen free and Lead-free



Dimensions

(Unit: mm)

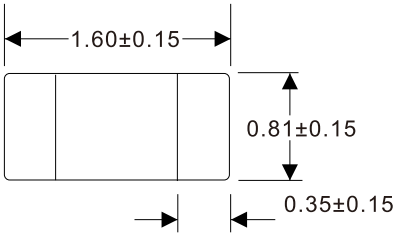

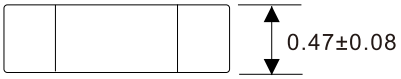

Agency information

File Number:E340427, Guide JDYX2/JDYX8

Specifications

Part No.	Rated Voltage (Vdc)	Rated Current (A)	Breaking Capacity (A)	Typical Cold Resistance (mOhms)	Typical Voltage Drop (mV)	Typical Pre-Arcing I²t (A²Sec)	Alpha Mark
R06.000.0.25	63 32	0.25	50A	3100	1435	0.0012	D
R06.000.0.375		0.375		1600	1250	0.0028	E
R06.000.0.5		0.5		1000	750	0.005	F
R06.000.0.75		0.75		440	550	0.015	G
R06.000.1		1		257	390	0.02	B
R06.000.1.5		1.5		137	320	0.07	H
R06.000.2		2		70.5	220	0.14	K
R06.000.2.5		2.5		52	200	0.25	L
R06.000.3		3		34	155	0.30	O
R06.000.3.5	32	3.5		23	135	0.50	R
R06.000.4		4		20.5	130	0.80	S
R06.000.5		5		13.25	115	1.6	T
R06.000.6		6		8.9	100	2.6	V
R06.000.7		7		6.95	95	3.3	X
R06.000.8		8		5.43	90	4.5	Z

* DC Interrupting Rating (Measured at rated voltage, time constant of less than 50 microseconds, battery source)
* DC Cold Resistance are measured at <10% of rated current in ambient temperature of 25 degrees
* Typical Pre-arcing I²t are measured at 10In Current
* For fuse below 1A, the color of glass coating is Blue; for 1A and above, it's Green.

Electrical Characteristcs

Rated Current	1.0In	2.0In	2.5In	3.5In
250mA~750mA	4.0 hour min	60 sec max	5.0 sec max	
1~5A	4.0 hour min	60 sec max	5.0 sec max	
6~7A	4.0 hour min		5.0 sec max	
8A	4.0 hour min	-	5.0 sec max	

Installation Recommendations

1 Wave Soldering Parameters

Reflow Conditon		Pb-free assembly
Pre Heat	- Temperature Min ($T_{s(min)}$)	150℃
	- Temperature Max ($T_{s(max)}$)	200℃
	- Time (Min to Max) (t_s)	60 。120 seconds
Average Ramp-up Rate (Liquidus Temp (TL) to peak)		3℃/second max.
TS(max) to TL - Ramp-up Rate		5℃/second max.
Reflow	- Temperature (TL) (Liquidus) - Temperature (tL)	217℃ 60 。150 seconds
Peak Temperature (T_P)		260+0/-5℃
Time within 5℃ of actual peak Temperature (t_p)		30 seconds
Ramp-down Rate Time 25℃ to peak Temperature (T_P) Do not exceed		6°C/second max 8 minutes max. 260°C

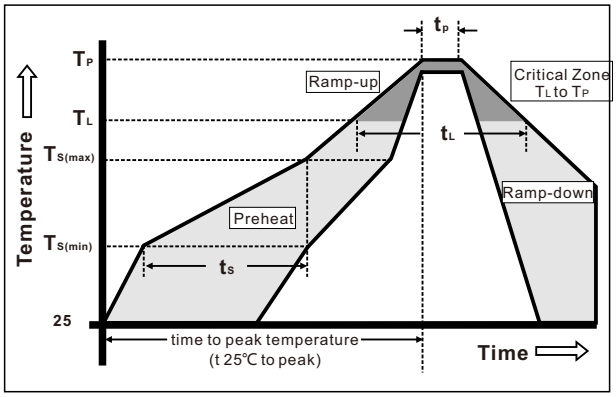

Solder Pot Temperature: 260°C max
Solder Dwell Time: 10 Seconds max

2 Hand-Solder Parameters

Solder Iron Temperature: 280±5°C
Heating Time: 5 Seconds min
Generally,hand-soldering is not recommended

Part Numbering System

R 06.000.2

- Reomax
- Package Category — FAST Chip Fuse Series
- Rated current

Product Characteristics

Materials	**Body:** Ceramic **Terminatons:** Silver over-plated with tin **Element:** Alloy(Ag,Cu,Zn) **Cover Coat:** Glass
Operatng Temperature	-55°C to 125°C Consult temperature rerating curve chart.
Thermal Shock	300 cycles -55°C to 125°C
Humidity	MIL-STD-202F, Method 103B,Condition D
Vibraton	Per MIL-STD-202F, Method 201A
Insulaton Resistance (Afer Opening)	Greater than 10,000 ohms
Resistance to Soldering Heat	MIL-STD-202G,Method 210F, Condition D

R06.000 Series 0.25A~8A 63Vdc/32Vdc E340427

Time Current Curve

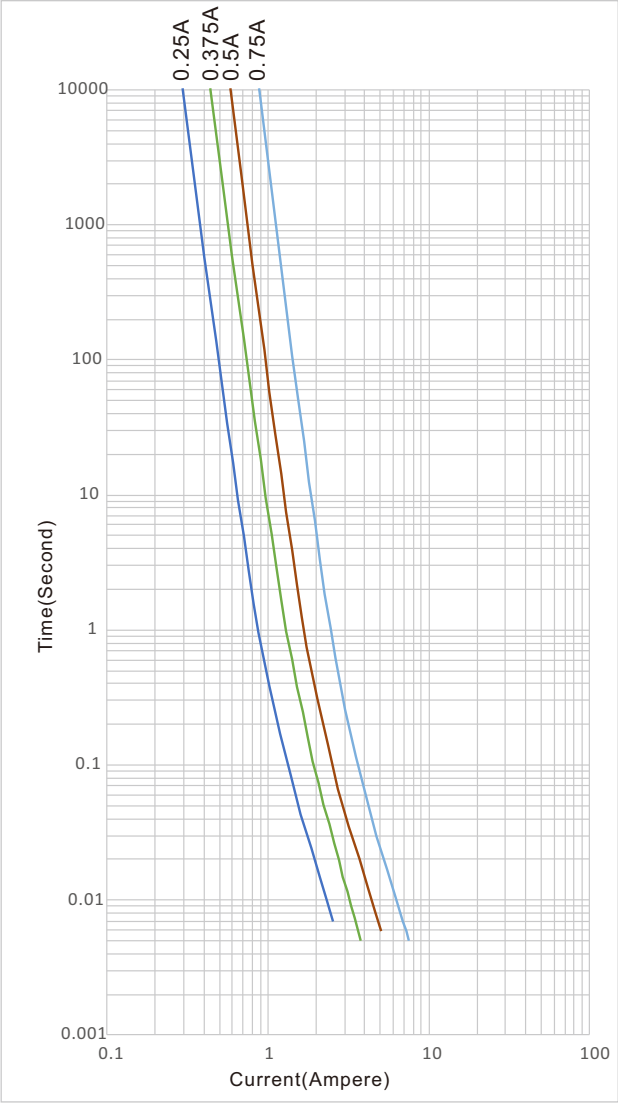

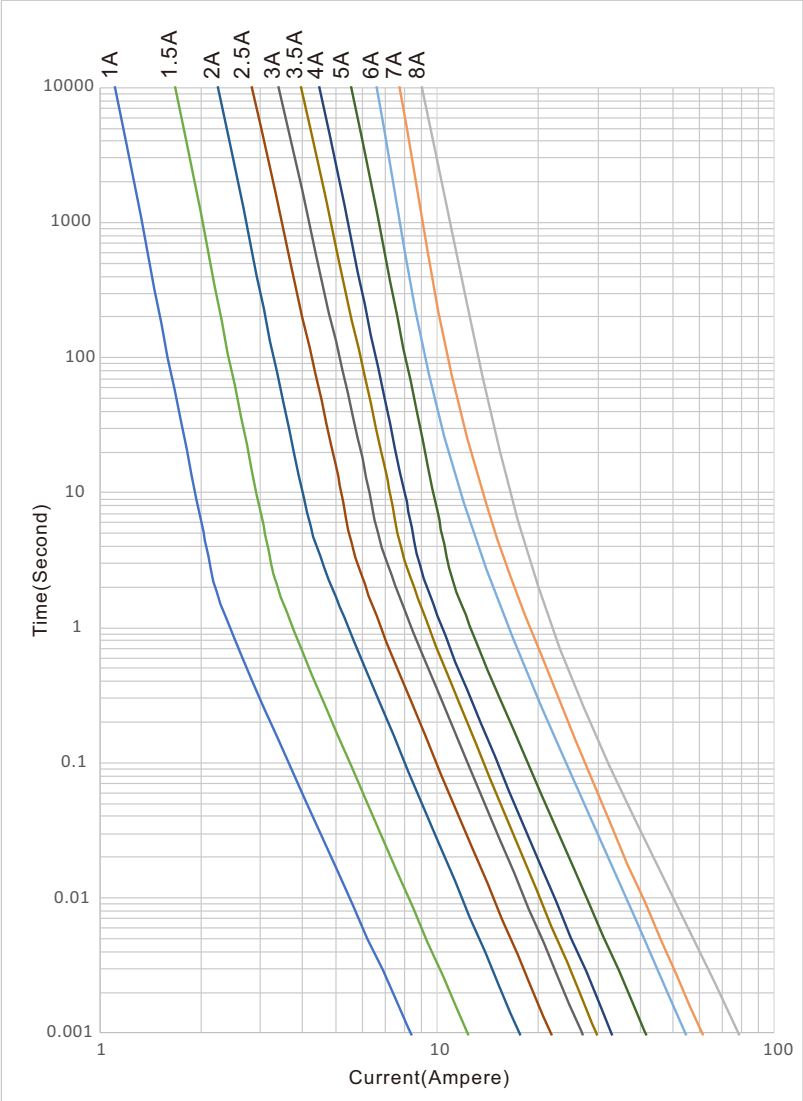

Packaging

5,000 pieces of fuses in plastic or paper taper 5000pcs)

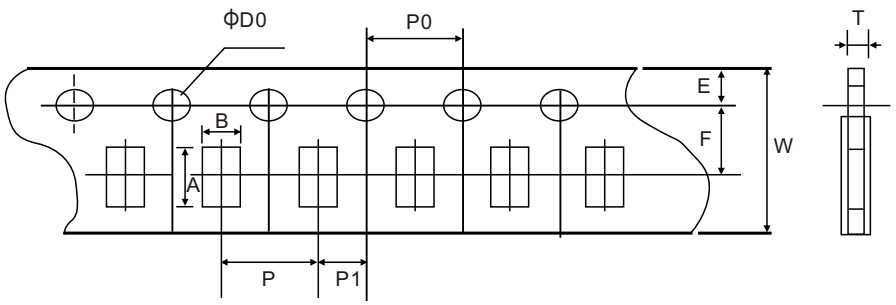

Type	A	B	W	F	E
Spec	1.85±0.10	1.10±0.10	8.00±0.10	3.50±0.05	1.75±0.10
Type	P	P0	P1	D0	T
Spec	4.00±0.10	4.00±0.10	2.00±0.05	1.50±0.10	0.65±0.10

(Unit: mm)