

M12

Series

Product Pin: 3pin 4pin 5pin 6pin 8pin 12in 17pin

A B C D X T S L K M Y coded

Molded & Panel mount & Assembly type&T/Y adapter &Cap

Shielded available

Custom length

PVC/PUR or custom cable material

Rear/Front/Flange panel mount

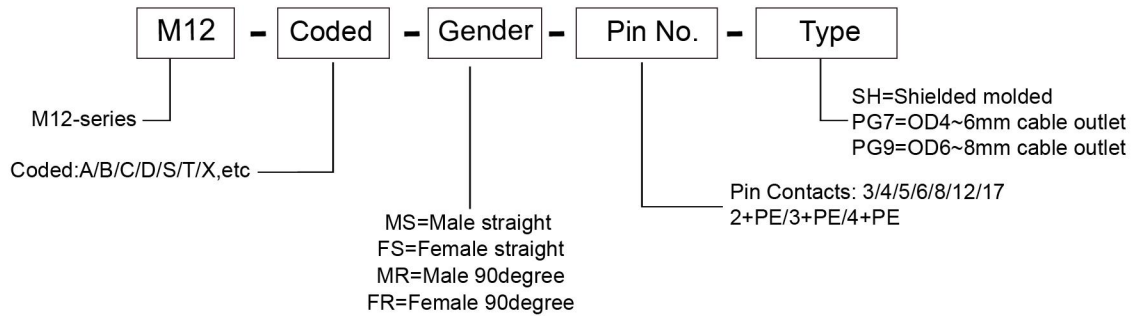
Screw/Solder/PCB/With pigtail contact way

IP67/ IP68

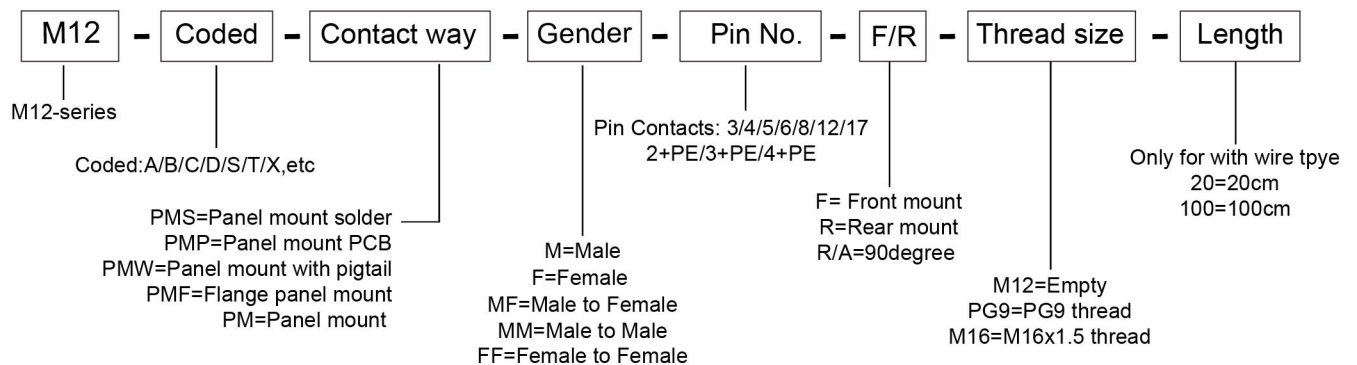
IEC Standard



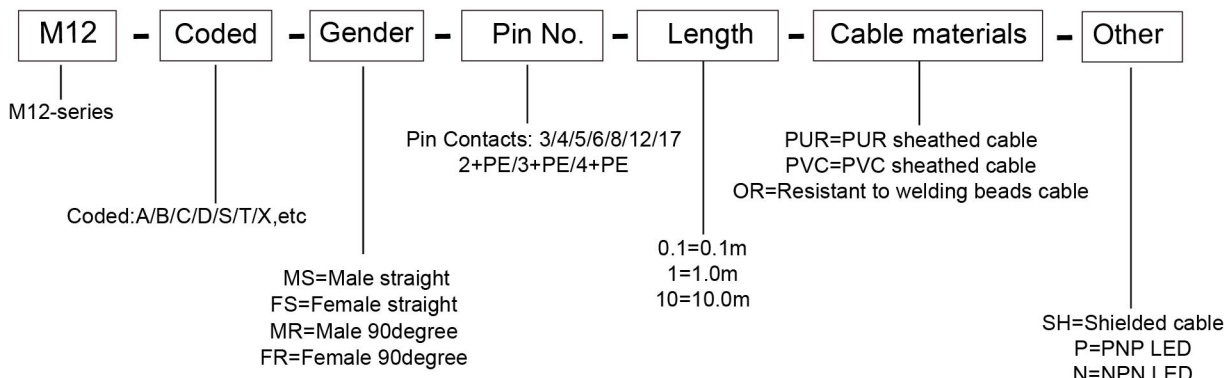
M12 Series assembly connector naming rules



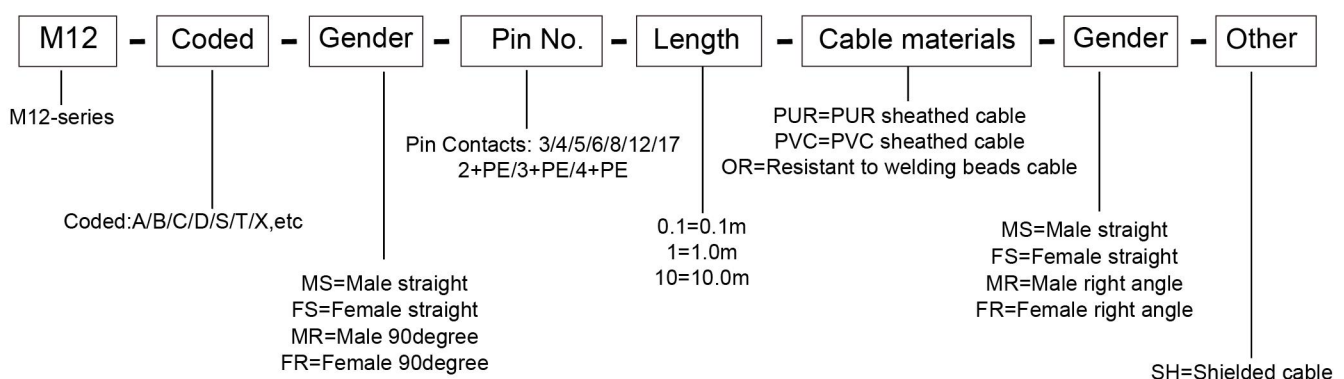
M12 Series panel mount naming rules




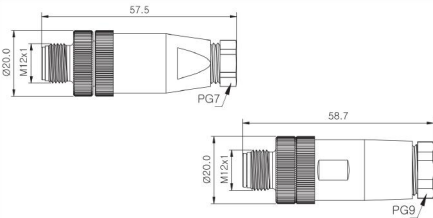

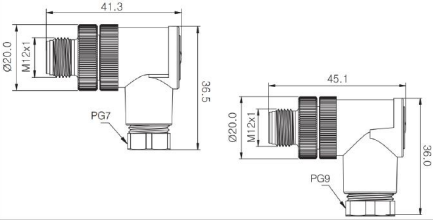

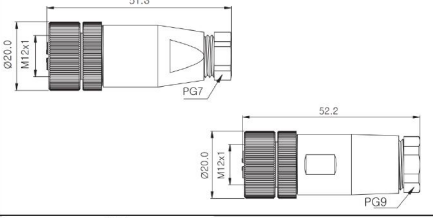

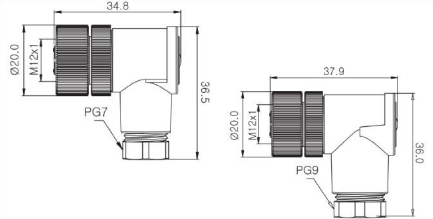

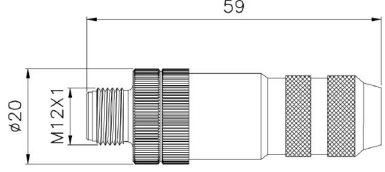

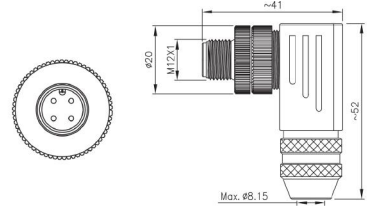

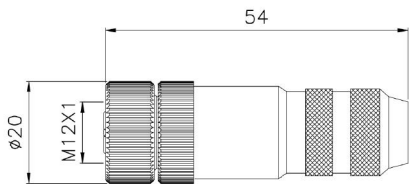

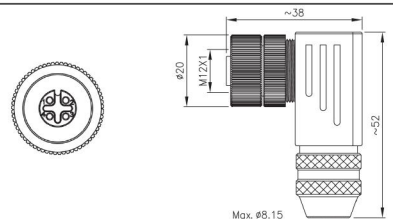
M12 Series cable naming rules




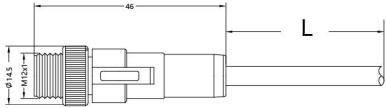

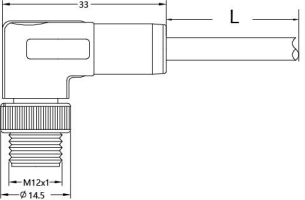

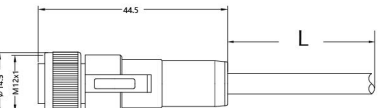

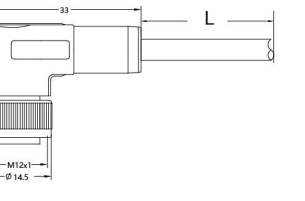

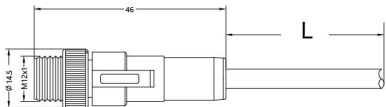

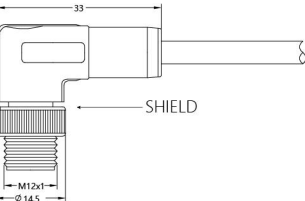

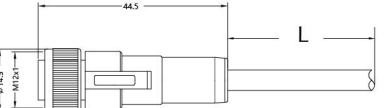

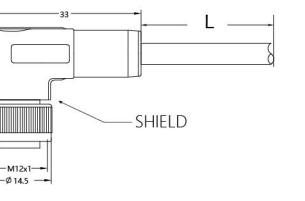
M12 Series cable two side conncter naming rules




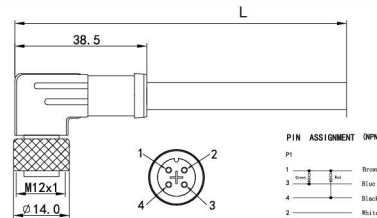

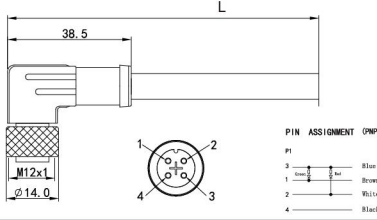

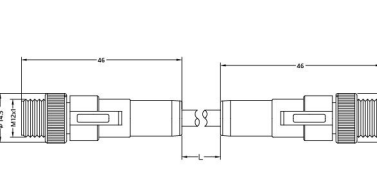

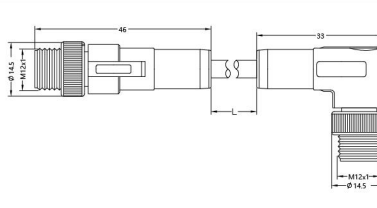

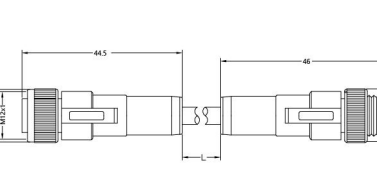

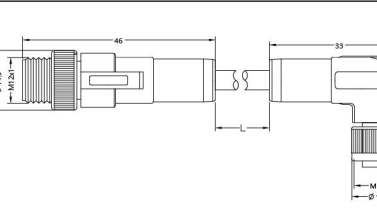

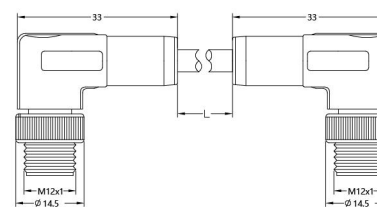
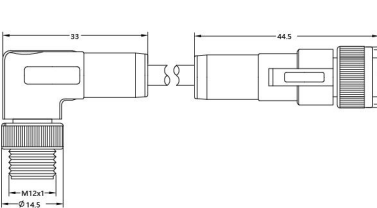
M12 Series A B C D coded

Product picture	Part No./Model No.	Dimensions																										
	M12 male assembly connector ,straight. M12- <input type="text"/> -MS- <input type="text"/> - <input type="text"/> Coded Pin No. PG7/PG9 <table border="1"> <tr> <td>Pin No.</td> <td>3</td> <td>4</td> <td>5</td> <td>8</td> <td>12</td> <td>17</td> <td>5</td> <td>3</td> <td>4</td> <td>5</td> <td>6</td> <td>4</td> </tr> <tr> <td>Coding</td> <td>A</td> <td>A</td> <td>A</td> <td>A</td> <td>A</td> <td>A</td> <td>B</td> <td>C</td> <td>C</td> <td>C</td> <td>C</td> <td>D</td> </tr> </table> Model No.:RG122000	Pin No.	3	4	5	8	12	17	5	3	4	5	6	4	Coding	A	A	A	A	A	A	B	C	C	C	C	D	
Pin No.	3	4	5	8	12	17	5	3	4	5	6	4																
Coding	A	A	A	A	A	A	B	C	C	C	C	D																
	M12 male assembly connector ,90degree. M12- <input type="text"/> -MR- <input type="text"/> - <input type="text"/> Coded Pin No. PG7/PG9 <table border="1"> <tr> <td>Pin No.</td> <td>3</td> <td>4</td> <td>5</td> <td>8</td> <td>12</td> <td>17</td> <td>5</td> <td>3</td> <td>4</td> <td>5</td> <td>6</td> <td>4</td> </tr> <tr> <td>Coding</td> <td>A</td> <td>A</td> <td>A</td> <td>A</td> <td>A</td> <td>A</td> <td>B</td> <td>C</td> <td>C</td> <td>C</td> <td>C</td> <td>D</td> </tr> </table> Model No.:RG122001	Pin No.	3	4	5	8	12	17	5	3	4	5	6	4	Coding	A	A	A	A	A	A	B	C	C	C	C	D	
Pin No.	3	4	5	8	12	17	5	3	4	5	6	4																
Coding	A	A	A	A	A	A	B	C	C	C	C	D																
	M12 female assembly connector ,straight. M12- <input type="text"/> -FS- <input type="text"/> - <input type="text"/> Coded Pin No. PG7/PG9 <table border="1"> <tr> <td>Pin No.</td> <td>3</td> <td>4</td> <td>5</td> <td>8</td> <td>12</td> <td>17</td> <td>5</td> <td>3</td> <td>4</td> <td>5</td> <td>6</td> <td>4</td> </tr> <tr> <td>Coding</td> <td>A</td> <td>A</td> <td>A</td> <td>A</td> <td>A</td> <td>A</td> <td>B</td> <td>C</td> <td>C</td> <td>C</td> <td>C</td> <td>D</td> </tr> </table> Model No.:RG122002	Pin No.	3	4	5	8	12	17	5	3	4	5	6	4	Coding	A	A	A	A	A	A	B	C	C	C	C	D	
Pin No.	3	4	5	8	12	17	5	3	4	5	6	4																
Coding	A	A	A	A	A	A	B	C	C	C	C	D																
	M12 female assembly connector ,90degree. M12- <input type="text"/> -FR- <input type="text"/> - <input type="text"/> Coded Pin No. PG7/PG9 <table border="1"> <tr> <td>Pin No.</td> <td>3</td> <td>4</td> <td>5</td> <td>8</td> <td>12</td> <td>17</td> <td>5</td> <td>3</td> <td>4</td> <td>5</td> <td>6</td> <td>4</td> </tr> <tr> <td>Coding</td> <td>A</td> <td>A</td> <td>A</td> <td>A</td> <td>A</td> <td>A</td> <td>B</td> <td>C</td> <td>C</td> <td>C</td> <td>C</td> <td>D</td> </tr> </table> Model No.:RG122003	Pin No.	3	4	5	8	12	17	5	3	4	5	6	4	Coding	A	A	A	A	A	A	B	C	C	C	C	D	
Pin No.	3	4	5	8	12	17	5	3	4	5	6	4																
Coding	A	A	A	A	A	A	B	C	C	C	C	D																
	M12 male assembly connector ,straight,shielded M12- <input type="text"/> -MS- <input type="text"/> -SH Coded Pin No. <table border="1"> <tr> <td>Pin No.</td> <td>3</td> <td>4</td> <td>5</td> <td>8</td> <td>12</td> <td>17</td> <td>5</td> <td>3</td> <td>4</td> <td>5</td> <td>6</td> <td>4</td> </tr> <tr> <td>Coding</td> <td>A</td> <td>A</td> <td>A</td> <td>A</td> <td>A</td> <td>A</td> <td>B</td> <td>C</td> <td>C</td> <td>C</td> <td>C</td> <td>D</td> </tr> </table> Model No.:RG122004	Pin No.	3	4	5	8	12	17	5	3	4	5	6	4	Coding	A	A	A	A	A	A	B	C	C	C	C	D	
Pin No.	3	4	5	8	12	17	5	3	4	5	6	4																
Coding	A	A	A	A	A	A	B	C	C	C	C	D																
	M12 male assembly connector ,90degree,shielded M12- <input type="text"/> -MR- <input type="text"/> -SH Coded Pin No. <table border="1"> <tr> <td>Pin No.</td> <td>3</td> <td>4</td> <td>5</td> <td>8</td> <td>12</td> <td>17</td> <td>5</td> <td>3</td> <td>4</td> <td>5</td> <td>6</td> <td>4</td> </tr> <tr> <td>Coding</td> <td>A</td> <td>A</td> <td>A</td> <td>A</td> <td>A</td> <td>A</td> <td>B</td> <td>C</td> <td>C</td> <td>C</td> <td>C</td> <td>D</td> </tr> </table> Model No.:RG122005	Pin No.	3	4	5	8	12	17	5	3	4	5	6	4	Coding	A	A	A	A	A	A	B	C	C	C	C	D	
Pin No.	3	4	5	8	12	17	5	3	4	5	6	4																
Coding	A	A	A	A	A	A	B	C	C	C	C	D																
	M12 female assembly connector ,straight,shielded M12- <input type="text"/> -FS- <input type="text"/> -SH Coded Pin No. <table border="1"> <tr> <td>Pin No.</td> <td>3</td> <td>4</td> <td>5</td> <td>8</td> <td>12</td> <td>17</td> <td>5</td> <td>3</td> <td>4</td> <td>5</td> <td>6</td> <td>4</td> </tr> <tr> <td>Coding</td> <td>A</td> <td>A</td> <td>A</td> <td>A</td> <td>A</td> <td>A</td> <td>B</td> <td>C</td> <td>C</td> <td>C</td> <td>C</td> <td>D</td> </tr> </table> Model No.:RG122006	Pin No.	3	4	5	8	12	17	5	3	4	5	6	4	Coding	A	A	A	A	A	A	B	C	C	C	C	D	
Pin No.	3	4	5	8	12	17	5	3	4	5	6	4																
Coding	A	A	A	A	A	A	B	C	C	C	C	D																
	M12 female assembly connector ,90degree,shielded M12- <input type="text"/> -FR- <input type="text"/> -SH Coded Pin No. <table border="1"> <tr> <td>Pin No.</td> <td>3</td> <td>4</td> <td>5</td> <td>8</td> <td>12</td> <td>17</td> <td>5</td> <td>3</td> <td>4</td> <td>5</td> <td>6</td> <td>4</td> </tr> <tr> <td>Coding</td> <td>A</td> <td>A</td> <td>A</td> <td>A</td> <td>A</td> <td>A</td> <td>B</td> <td>C</td> <td>C</td> <td>C</td> <td>C</td> <td>D</td> </tr> </table> Model No.:RG122007	Pin No.	3	4	5	8	12	17	5	3	4	5	6	4	Coding	A	A	A	A	A	A	B	C	C	C	C	D	
Pin No.	3	4	5	8	12	17	5	3	4	5	6	4																
Coding	A	A	A	A	A	A	B	C	C	C	C	D																


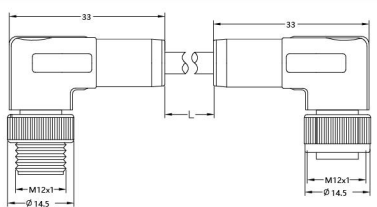

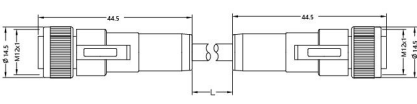

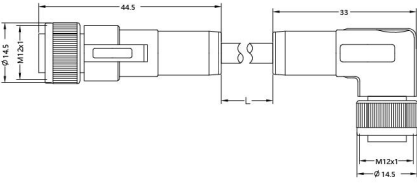

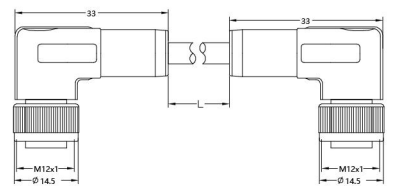

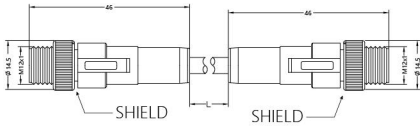

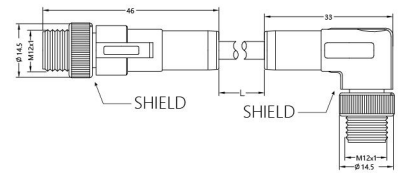

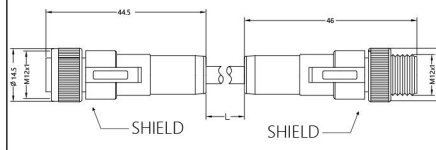

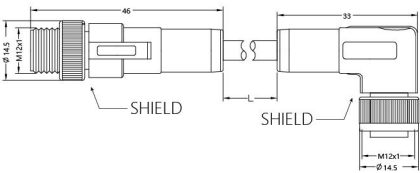
M12 Series A B C D coded

Product picture	Part No./Model No.	Dimensions																										
	M12 male molded cable, straight M12- <input type="text"/> -MS- <input type="text"/> - <input type="text"/> - <input type="text"/> Coded Pin No. Length Cable materials <table border="1"> <tr> <td>Pin No.</td> <td>3</td> <td>4</td> <td>5</td> <td>8</td> <td>12</td> <td>17</td> <td>5</td> <td>3</td> <td>4</td> <td>5</td> <td>6</td> <td>4</td> </tr> <tr> <td>Coding</td> <td>A</td> <td>A</td> <td>A</td> <td>A</td> <td>A</td> <td>A</td> <td>B</td> <td>C</td> <td>C</td> <td>C</td> <td>C</td> <td>D</td> </tr> </table> Model No.:RG121000	Pin No.	3	4	5	8	12	17	5	3	4	5	6	4	Coding	A	A	A	A	A	A	B	C	C	C	C	D	
Pin No.	3	4	5	8	12	17	5	3	4	5	6	4																
Coding	A	A	A	A	A	A	B	C	C	C	C	D																
	M12 male molded cable, 90 degree M12- <input type="text"/> -MR- <input type="text"/> - <input type="text"/> - <input type="text"/> Coded Pin No. Length Cable materials <table border="1"> <tr> <td>Pin No.</td> <td>3</td> <td>4</td> <td>5</td> <td>8</td> <td>12</td> <td>17</td> <td>5</td> <td>3</td> <td>4</td> <td>5</td> <td>6</td> <td>4</td> </tr> <tr> <td>Coding</td> <td>A</td> <td>A</td> <td>A</td> <td>A</td> <td>A</td> <td>A</td> <td>B</td> <td>C</td> <td>C</td> <td>C</td> <td>C</td> <td>D</td> </tr> </table> Model No.:RG121001	Pin No.	3	4	5	8	12	17	5	3	4	5	6	4	Coding	A	A	A	A	A	A	B	C	C	C	C	D	
Pin No.	3	4	5	8	12	17	5	3	4	5	6	4																
Coding	A	A	A	A	A	A	B	C	C	C	C	D																
	M12 female molded cable, straight M12- <input type="text"/> -FS- <input type="text"/> - <input type="text"/> - <input type="text"/> Coded Pin No. Length Cable materials <table border="1"> <tr> <td>Pin No.</td> <td>3</td> <td>4</td> <td>5</td> <td>8</td> <td>12</td> <td>17</td> <td>5</td> <td>3</td> <td>4</td> <td>5</td> <td>6</td> <td>4</td> </tr> <tr> <td>Coding</td> <td>A</td> <td>A</td> <td>A</td> <td>A</td> <td>A</td> <td>A</td> <td>B</td> <td>C</td> <td>C</td> <td>C</td> <td>C</td> <td>D</td> </tr> </table> Model No.:RG121002	Pin No.	3	4	5	8	12	17	5	3	4	5	6	4	Coding	A	A	A	A	A	A	B	C	C	C	C	D	
Pin No.	3	4	5	8	12	17	5	3	4	5	6	4																
Coding	A	A	A	A	A	A	B	C	C	C	C	D																
	M12 female molded cable, 90 degree M12- <input type="text"/> -FR- <input type="text"/> - <input type="text"/> - <input type="text"/> Coded Pin No. Length Cable materials <table border="1"> <tr> <td>Pin No.</td> <td>3</td> <td>4</td> <td>5</td> <td>8</td> <td>12</td> <td>17</td> <td>5</td> <td>3</td> <td>4</td> <td>5</td> <td>6</td> <td>4</td> </tr> <tr> <td>Coding</td> <td>A</td> <td>A</td> <td>A</td> <td>A</td> <td>A</td> <td>A</td> <td>B</td> <td>C</td> <td>C</td> <td>C</td> <td>C</td> <td>D</td> </tr> </table> Model No.:RG121003	Pin No.	3	4	5	8	12	17	5	3	4	5	6	4	Coding	A	A	A	A	A	A	B	C	C	C	C	D	
Pin No.	3	4	5	8	12	17	5	3	4	5	6	4																
Coding	A	A	A	A	A	A	B	C	C	C	C	D																
 <p style="text-align: center;">SHIELD</p>	M12 male molded cable, straight, shielded M12- <input type="text"/> -MS- <input type="text"/> - <input type="text"/> - <input type="text"/> -SH Coded Pin No. Length Cable materials <table border="1"> <tr> <td>Pin No.</td> <td>3</td> <td>4</td> <td>5</td> <td>8</td> <td>12</td> <td>17</td> <td>5</td> <td>3</td> <td>4</td> <td>5</td> <td>6</td> <td>4</td> </tr> <tr> <td>Coding</td> <td>A</td> <td>A</td> <td>A</td> <td>A</td> <td>A</td> <td>A</td> <td>B</td> <td>C</td> <td>C</td> <td>C</td> <td>C</td> <td>D</td> </tr> </table> Model No.:RG121004	Pin No.	3	4	5	8	12	17	5	3	4	5	6	4	Coding	A	A	A	A	A	A	B	C	C	C	C	D	 <p style="text-align: center;">SHIELD</p>
Pin No.	3	4	5	8	12	17	5	3	4	5	6	4																
Coding	A	A	A	A	A	A	B	C	C	C	C	D																
 <p style="text-align: center;">SHIELD</p>	M12 male molded cable, 90 degree, shielded M12- <input type="text"/> -MR- <input type="text"/> - <input type="text"/> - <input type="text"/> -SH Coded Pin No. Length Cable materials <table border="1"> <tr> <td>Pin No.</td> <td>3</td> <td>4</td> <td>5</td> <td>8</td> <td>12</td> <td>17</td> <td>5</td> <td>3</td> <td>4</td> <td>5</td> <td>6</td> <td>4</td> </tr> <tr> <td>Coding</td> <td>A</td> <td>A</td> <td>A</td> <td>A</td> <td>A</td> <td>A</td> <td>B</td> <td>C</td> <td>C</td> <td>C</td> <td>C</td> <td>D</td> </tr> </table> Model No.:RG121005	Pin No.	3	4	5	8	12	17	5	3	4	5	6	4	Coding	A	A	A	A	A	A	B	C	C	C	C	D	 <p style="text-align: center;">SHIELD</p>
Pin No.	3	4	5	8	12	17	5	3	4	5	6	4																
Coding	A	A	A	A	A	A	B	C	C	C	C	D																
 <p style="text-align: center;">SHIELD</p>	M12 female molded cable, straight, shielded M12- <input type="text"/> -FS- <input type="text"/> - <input type="text"/> - <input type="text"/> -SH Coded Pin No. Length Cable materials <table border="1"> <tr> <td>Pin No.</td> <td>3</td> <td>4</td> <td>5</td> <td>8</td> <td>12</td> <td>17</td> <td>5</td> <td>3</td> <td>4</td> <td>5</td> <td>6</td> <td>4</td> </tr> <tr> <td>Coding</td> <td>A</td> <td>A</td> <td>A</td> <td>A</td> <td>A</td> <td>A</td> <td>B</td> <td>C</td> <td>C</td> <td>C</td> <td>C</td> <td>D</td> </tr> </table> Model No.:RG121006	Pin No.	3	4	5	8	12	17	5	3	4	5	6	4	Coding	A	A	A	A	A	A	B	C	C	C	C	D	 <p style="text-align: center;">SHIELD</p>
Pin No.	3	4	5	8	12	17	5	3	4	5	6	4																
Coding	A	A	A	A	A	A	B	C	C	C	C	D																
 <p style="text-align: center;">SHIELD</p>	M12 female molded cable, 90 degree, shielded M12- <input type="text"/> -FR- <input type="text"/> - <input type="text"/> - <input type="text"/> -SH Coded Pin No. Length Cable materials <table border="1"> <tr> <td>Pin No.</td> <td>3</td> <td>4</td> <td>5</td> <td>8</td> <td>12</td> <td>17</td> <td>5</td> <td>3</td> <td>4</td> <td>5</td> <td>6</td> <td>4</td> </tr> <tr> <td>Coding</td> <td>A</td> <td>A</td> <td>A</td> <td>A</td> <td>A</td> <td>A</td> <td>B</td> <td>C</td> <td>C</td> <td>C</td> <td>C</td> <td>D</td> </tr> </table> Model No.:RG121007	Pin No.	3	4	5	8	12	17	5	3	4	5	6	4	Coding	A	A	A	A	A	A	B	C	C	C	C	D	 <p style="text-align: center;">SHIELD</p>
Pin No.	3	4	5	8	12	17	5	3	4	5	6	4																
Coding	A	A	A	A	A	A	B	C	C	C	C	D																


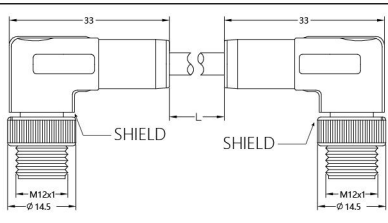
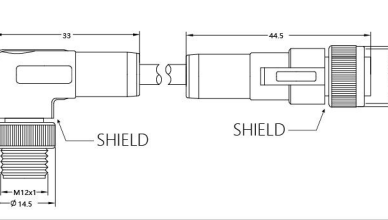
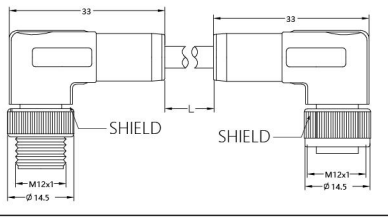
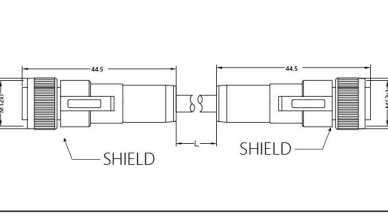

M12 Series A B C D coded

Product picture	Part No./Model No.	Dimensions
	M12 female with NPN LED display molded cable M12-A-FR-4P - <input type="text"/> -PVC-N Length Model No.:RG121008	 PIN ASSIGNMENT (NPN) P1 1 Brown 3 Blue 4 Black 2 White
	M12 female with PNP LED display molded cable M12-A-FR-4P - <input type="text"/> -PVC-P Length Model No.:RG121009	 PIN ASSIGNMENT (PNP) P1 1 Blue 3 Brown 2 White 4 Black
	M12 male to male molded cable M12- <input type="text"/> -MS- <input type="text"/> - <input type="text"/> - <input type="text"/> -MS Coded Pin No. Length Cable materials Pin No. 3 4 5 8 12 17 5 3 4 5 6 4 Coding A A A A A A B C C C C C D Model No.:RG121060	
	M12 male to male molded cable M12- <input type="text"/> -MS- <input type="text"/> - <input type="text"/> - <input type="text"/> -MR Coded Pin No. Length Cable materials Pin No. 3 4 5 8 12 17 5 3 4 5 6 4 Coding A A A A A A B C C C C C D Model No.:RG121061	
	M12 female to male molded cable M12- <input type="text"/> -FS- <input type="text"/> - <input type="text"/> - <input type="text"/> -MS Coded Pin No. Length Cable materials Pin No. 3 4 5 8 12 17 5 3 4 5 6 4 Coding A A A A A A B C C C C C D Model No.:RG121062	
	M12 male to female molded cable M12- <input type="text"/> -MS- <input type="text"/> - <input type="text"/> - <input type="text"/> -FR Coded Pin No. Length Cable materials Pin No. 3 4 5 8 12 17 5 3 4 5 6 4 Coding A A A A A A B C C C C C D Model No.:RG121063	
	M12 male to male molded cable M12- <input type="text"/> -MR- <input type="text"/> - <input type="text"/> - <input type="text"/> -MR Coded Pin No. Length Cable materials Pin No. 3 4 5 8 12 17 5 3 4 5 6 4 Coding A A A A A A B C C C C C D Model No.:RG121064	
	M12 female to male molded cable M12- <input type="text"/> -FS- <input type="text"/> - <input type="text"/> - <input type="text"/> -MR Coded Pin No. Length Cable materials Pin No. 3 4 5 8 12 17 5 3 4 5 6 4 Coding A A A A A A B C C C C C D Model No.:RG121065	


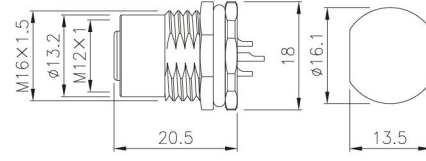

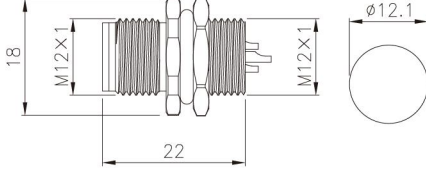

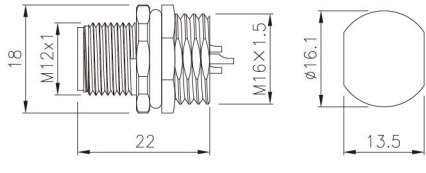

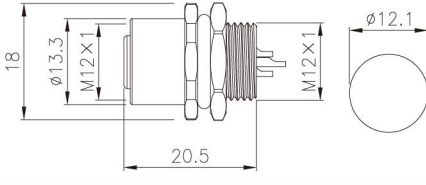

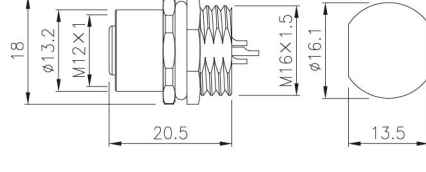

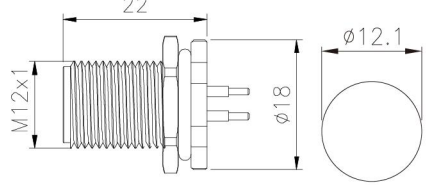

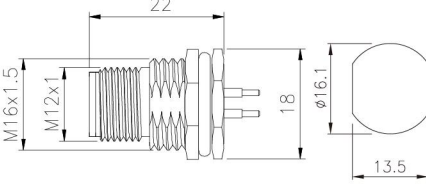

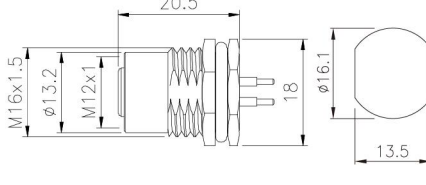
M12 Series A B C D coded

Product picture	Part No./Model No.	Dimensions																										
	M12 male to female molded cable M12- <input type="text"/> -MR- <input type="text"/> - <input type="text"/> - <input type="text"/> -FR Coded Pin No. Length Cable materials <table border="1"> <tr> <td>Pin No.</td> <td>3</td> <td>4</td> <td>5</td> <td>8</td> <td>12</td> <td>17</td> <td>5</td> <td>3</td> <td>4</td> <td>5</td> <td>6</td> <td>4</td> </tr> <tr> <td>Coding</td> <td>A</td> <td>A</td> <td>A</td> <td>A</td> <td>A</td> <td>A</td> <td>B</td> <td>C</td> <td>C</td> <td>C</td> <td>C</td> <td>D</td> </tr> </table> Model No.:RG121066	Pin No.	3	4	5	8	12	17	5	3	4	5	6	4	Coding	A	A	A	A	A	A	B	C	C	C	C	D	
Pin No.	3	4	5	8	12	17	5	3	4	5	6	4																
Coding	A	A	A	A	A	A	B	C	C	C	C	D																
	M12 female to female molded cable M12- <input type="text"/> -FS- <input type="text"/> - <input type="text"/> - <input type="text"/> -FS Coded Pin No. Length Cable materials <table border="1"> <tr> <td>Pin No.</td> <td>3</td> <td>4</td> <td>5</td> <td>8</td> <td>12</td> <td>17</td> <td>5</td> <td>3</td> <td>4</td> <td>5</td> <td>6</td> <td>4</td> </tr> <tr> <td>Coding</td> <td>A</td> <td>A</td> <td>A</td> <td>A</td> <td>A</td> <td>A</td> <td>B</td> <td>C</td> <td>C</td> <td>C</td> <td>C</td> <td>D</td> </tr> </table> Model No.:RG121067	Pin No.	3	4	5	8	12	17	5	3	4	5	6	4	Coding	A	A	A	A	A	A	B	C	C	C	C	D	
Pin No.	3	4	5	8	12	17	5	3	4	5	6	4																
Coding	A	A	A	A	A	A	B	C	C	C	C	D																
	M12 female to female molded cable M12- <input type="text"/> -FS- <input type="text"/> - <input type="text"/> - <input type="text"/> -FR Coded Pin No. Length Cable materials <table border="1"> <tr> <td>Pin No.</td> <td>3</td> <td>4</td> <td>5</td> <td>8</td> <td>12</td> <td>17</td> <td>5</td> <td>3</td> <td>4</td> <td>5</td> <td>6</td> <td>4</td> </tr> <tr> <td>Coding</td> <td>A</td> <td>A</td> <td>A</td> <td>A</td> <td>A</td> <td>A</td> <td>B</td> <td>C</td> <td>C</td> <td>C</td> <td>C</td> <td>D</td> </tr> </table> Model No.:RG121068	Pin No.	3	4	5	8	12	17	5	3	4	5	6	4	Coding	A	A	A	A	A	A	B	C	C	C	C	D	
Pin No.	3	4	5	8	12	17	5	3	4	5	6	4																
Coding	A	A	A	A	A	A	B	C	C	C	C	D																
	M12 female to female molded cable M12- <input type="text"/> -FR- <input type="text"/> - <input type="text"/> - <input type="text"/> -FR Coded Pin No. Length Cable materials <table border="1"> <tr> <td>Pin No.</td> <td>3</td> <td>4</td> <td>5</td> <td>8</td> <td>12</td> <td>17</td> <td>5</td> <td>3</td> <td>4</td> <td>5</td> <td>6</td> <td>4</td> </tr> <tr> <td>Coding</td> <td>A</td> <td>A</td> <td>A</td> <td>A</td> <td>A</td> <td>A</td> <td>B</td> <td>C</td> <td>C</td> <td>C</td> <td>C</td> <td>D</td> </tr> </table> Model No.:RG121069	Pin No.	3	4	5	8	12	17	5	3	4	5	6	4	Coding	A	A	A	A	A	A	B	C	C	C	C	D	
Pin No.	3	4	5	8	12	17	5	3	4	5	6	4																
Coding	A	A	A	A	A	A	B	C	C	C	C	D																
	M12 male to male molded cable, shielded M12- <input type="text"/> -MS- <input type="text"/> - <input type="text"/> - <input type="text"/> -MS-SH Coded Pin No. Length Cable materials <table border="1"> <tr> <td>Pin No.</td> <td>3</td> <td>4</td> <td>5</td> <td>8</td> <td>12</td> <td>17</td> <td>5</td> <td>3</td> <td>4</td> <td>5</td> <td>6</td> <td>4</td> </tr> <tr> <td>Coding</td> <td>A</td> <td>A</td> <td>A</td> <td>A</td> <td>A</td> <td>A</td> <td>B</td> <td>C</td> <td>C</td> <td>C</td> <td>C</td> <td>D</td> </tr> </table> Model No.:RG121070	Pin No.	3	4	5	8	12	17	5	3	4	5	6	4	Coding	A	A	A	A	A	A	B	C	C	C	C	D	
Pin No.	3	4	5	8	12	17	5	3	4	5	6	4																
Coding	A	A	A	A	A	A	B	C	C	C	C	D																
	M12 male to male molded cable, shielded M12- <input type="text"/> -MR- <input type="text"/> - <input type="text"/> - <input type="text"/> -MS-SH Coded Pin No. Length Cable materials <table border="1"> <tr> <td>Pin No.</td> <td>3</td> <td>4</td> <td>5</td> <td>8</td> <td>12</td> <td>17</td> <td>5</td> <td>3</td> <td>4</td> <td>5</td> <td>6</td> <td>4</td> </tr> <tr> <td>Coding</td> <td>A</td> <td>A</td> <td>A</td> <td>A</td> <td>A</td> <td>A</td> <td>B</td> <td>C</td> <td>C</td> <td>C</td> <td>C</td> <td>D</td> </tr> </table> Model No.:RG121071	Pin No.	3	4	5	8	12	17	5	3	4	5	6	4	Coding	A	A	A	A	A	A	B	C	C	C	C	D	
Pin No.	3	4	5	8	12	17	5	3	4	5	6	4																
Coding	A	A	A	A	A	A	B	C	C	C	C	D																
	M12 female to male molded cable, shielded M12- <input type="text"/> -FS- <input type="text"/> - <input type="text"/> - <input type="text"/> -MS-SH Coded Pin No. Length Cable materials <table border="1"> <tr> <td>Pin No.</td> <td>3</td> <td>4</td> <td>5</td> <td>8</td> <td>12</td> <td>17</td> <td>5</td> <td>3</td> <td>4</td> <td>5</td> <td>6</td> <td>4</td> </tr> <tr> <td>Coding</td> <td>A</td> <td>A</td> <td>A</td> <td>A</td> <td>A</td> <td>A</td> <td>B</td> <td>C</td> <td>C</td> <td>C</td> <td>C</td> <td>D</td> </tr> </table> Model No.:RG121072	Pin No.	3	4	5	8	12	17	5	3	4	5	6	4	Coding	A	A	A	A	A	A	B	C	C	C	C	D	
Pin No.	3	4	5	8	12	17	5	3	4	5	6	4																
Coding	A	A	A	A	A	A	B	C	C	C	C	D																
	M12 male to female molded cable, shielded M12- <input type="text"/> -MS- <input type="text"/> - <input type="text"/> - <input type="text"/> -FR-SH Coded Pin No. Length Cable materials <table border="1"> <tr> <td>Pin No.</td> <td>3</td> <td>4</td> <td>5</td> <td>8</td> <td>12</td> <td>17</td> <td>5</td> <td>3</td> <td>4</td> <td>5</td> <td>6</td> <td>4</td> </tr> <tr> <td>Coding</td> <td>A</td> <td>A</td> <td>A</td> <td>A</td> <td>A</td> <td>A</td> <td>B</td> <td>C</td> <td>C</td> <td>C</td> <td>C</td> <td>D</td> </tr> </table> Model No.:RG121073	Pin No.	3	4	5	8	12	17	5	3	4	5	6	4	Coding	A	A	A	A	A	A	B	C	C	C	C	D	
Pin No.	3	4	5	8	12	17	5	3	4	5	6	4																
Coding	A	A	A	A	A	A	B	C	C	C	C	D																


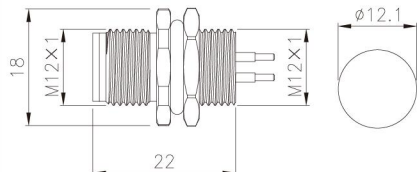

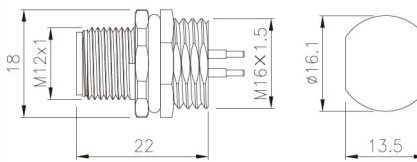

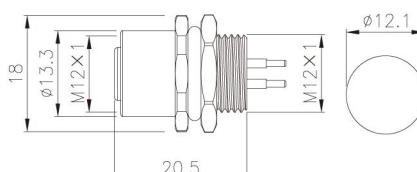

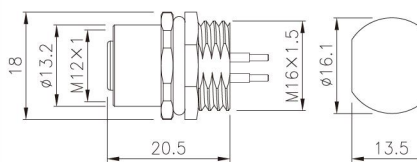

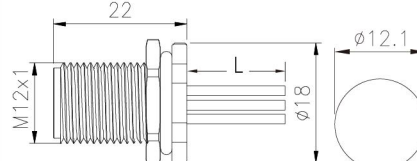

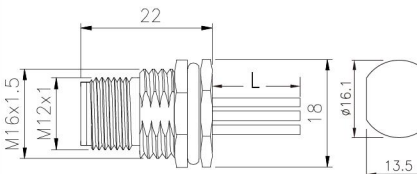

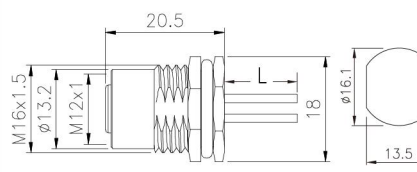

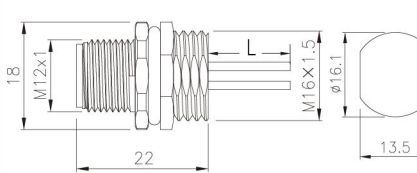
M12 Series A B C D coded

Product picture	Part No./Model No.	Dimensions																										
	M12 male to male molded cable, shielded M12- <input type="text"/> -MR- <input type="text"/> - <input type="text"/> - <input type="text"/> -MR-SH Coded Pin No. Length Cable materials <table border="1"> <tr> <td>Pin No.</td> <td>3</td> <td>4</td> <td>5</td> <td>8</td> <td>12</td> <td>17</td> <td>5</td> <td>3</td> <td>4</td> <td>5</td> <td>6</td> <td>4</td> </tr> <tr> <td>Coding</td> <td>A</td> <td>A</td> <td>A</td> <td>A</td> <td>A</td> <td>A</td> <td>B</td> <td>C</td> <td>C</td> <td>C</td> <td>C</td> <td>D</td> </tr> </table> Model No.:RG121074	Pin No.	3	4	5	8	12	17	5	3	4	5	6	4	Coding	A	A	A	A	A	A	B	C	C	C	C	D	
Pin No.	3	4	5	8	12	17	5	3	4	5	6	4																
Coding	A	A	A	A	A	A	B	C	C	C	C	D																
	M12 female to male molded cable, shielded M12- <input type="text"/> -FS- <input type="text"/> - <input type="text"/> - <input type="text"/> -MR-SH Coded Pin No. Length Cable materials <table border="1"> <tr> <td>Pin No.</td> <td>3</td> <td>4</td> <td>5</td> <td>8</td> <td>12</td> <td>17</td> <td>5</td> <td>3</td> <td>4</td> <td>5</td> <td>6</td> <td>4</td> </tr> <tr> <td>Coding</td> <td>A</td> <td>A</td> <td>A</td> <td>A</td> <td>A</td> <td>A</td> <td>B</td> <td>C</td> <td>C</td> <td>C</td> <td>C</td> <td>D</td> </tr> </table> Model No.:RG121075	Pin No.	3	4	5	8	12	17	5	3	4	5	6	4	Coding	A	A	A	A	A	A	B	C	C	C	C	D	
Pin No.	3	4	5	8	12	17	5	3	4	5	6	4																
Coding	A	A	A	A	A	A	B	C	C	C	C	D																
	M12 male to female molded cable, shielded M12- <input type="text"/> -MR- <input type="text"/> - <input type="text"/> - <input type="text"/> -FR-SH Coded Pin No. Length Cable materials <table border="1"> <tr> <td>Pin No.</td> <td>3</td> <td>4</td> <td>5</td> <td>8</td> <td>12</td> <td>17</td> <td>5</td> <td>3</td> <td>4</td> <td>5</td> <td>6</td> <td>4</td> </tr> <tr> <td>Coding</td> <td>A</td> <td>A</td> <td>A</td> <td>A</td> <td>A</td> <td>A</td> <td>B</td> <td>C</td> <td>C</td> <td>C</td> <td>C</td> <td>D</td> </tr> </table> Model No.:RG121076	Pin No.	3	4	5	8	12	17	5	3	4	5	6	4	Coding	A	A	A	A	A	A	B	C	C	C	C	D	
Pin No.	3	4	5	8	12	17	5	3	4	5	6	4																
Coding	A	A	A	A	A	A	B	C	C	C	C	D																
	M12 female to female molded cable, shielded M12- <input type="text"/> -FS- <input type="text"/> - <input type="text"/> - <input type="text"/> -FS-SH Coded Pin No. Length Cable materials <table border="1"> <tr> <td>Pin No.</td> <td>3</td> <td>4</td> <td>5</td> <td>8</td> <td>12</td> <td>17</td> <td>5</td> <td>3</td> <td>4</td> <td>5</td> <td>6</td> <td>4</td> </tr> <tr> <td>Coding</td> <td>A</td> <td>A</td> <td>A</td> <td>A</td> <td>A</td> <td>A</td> <td>B</td> <td>C</td> <td>C</td> <td>C</td> <td>C</td> <td>D</td> </tr> </table> Model No.:RG121077	Pin No.	3	4	5	8	12	17	5	3	4	5	6	4	Coding	A	A	A	A	A	A	B	C	C	C	C	D	
Pin No.	3	4	5	8	12	17	5	3	4	5	6	4																
Coding	A	A	A	A	A	A	B	C	C	C	C	D																
	M12 female to female molded cable, shielded M12- <input type="text"/> -FS- <input type="text"/> - <input type="text"/> - <input type="text"/> -FR-SH Coded Pin No. Length Cable materials <table border="1"> <tr> <td>Pin No.</td> <td>3</td> <td>4</td> <td>5</td> <td>8</td> <td>12</td> <td>17</td> <td>5</td> <td>3</td> <td>4</td> <td>5</td> <td>6</td> <td>4</td> </tr> <tr> <td>Coding</td> <td>A</td> <td>A</td> <td>A</td> <td>A</td> <td>A</td> <td>A</td> <td>B</td> <td>C</td> <td>C</td> <td>C</td> <td>C</td> <td>D</td> </tr> </table> Model No.:RG121078	Pin No.	3	4	5	8	12	17	5	3	4	5	6	4	Coding	A	A	A	A	A	A	B	C	C	C	C	D	
Pin No.	3	4	5	8	12	17	5	3	4	5	6	4																
Coding	A	A	A	A	A	A	B	C	C	C	C	D																
	M12 female to female molded cable, shielded M12- <input type="text"/> -FR- <input type="text"/> - <input type="text"/> - <input type="text"/> -FR-SH Coded Pin No. Length Cable materials <table border="1"> <tr> <td>Pin No.</td> <td>3</td> <td>4</td> <td>5</td> <td>8</td> <td>12</td> <td>17</td> <td>5</td> <td>3</td> <td>4</td> <td>5</td> <td>6</td> <td>4</td> </tr> <tr> <td>Coding</td> <td>A</td> <td>A</td> <td>A</td> <td>A</td> <td>A</td> <td>A</td> <td>B</td> <td>C</td> <td>C</td> <td>C</td> <td>C</td> <td>D</td> </tr> </table> Model No.:RG121079	Pin No.	3	4	5	8	12	17	5	3	4	5	6	4	Coding	A	A	A	A	A	A	B	C	C	C	C	D	
Pin No.	3	4	5	8	12	17	5	3	4	5	6	4																
Coding	A	A	A	A	A	A	B	C	C	C	C	D																
	M12 male panel mount connector, front. M12- <input type="text"/> -PMS-M- <input type="text"/> -F Coded Pin No. <table border="1"> <tr> <td>Pin No.</td> <td>3</td> <td>4</td> <td>5</td> <td>8</td> <td>12</td> <td>17</td> <td>5</td> <td>3</td> <td>4</td> <td>5</td> <td>6</td> <td>4</td> </tr> <tr> <td>Coding</td> <td>A</td> <td>A</td> <td>A</td> <td>A</td> <td>A</td> <td>A</td> <td>B</td> <td>C</td> <td>C</td> <td>C</td> <td>C</td> <td>D</td> </tr> </table> Model No.:RG123000	Pin No.	3	4	5	8	12	17	5	3	4	5	6	4	Coding	A	A	A	A	A	A	B	C	C	C	C	D	
Pin No.	3	4	5	8	12	17	5	3	4	5	6	4																
Coding	A	A	A	A	A	A	B	C	C	C	C	D																
	M12 male panel mount connector, front. M12- <input type="text"/> -PMS-M- <input type="text"/> -F-M16 Coded Pin No. <table border="1"> <tr> <td>Pin No.</td> <td>3</td> <td>4</td> <td>5</td> <td>8</td> <td>12</td> <td>17</td> <td>5</td> <td>3</td> <td>4</td> <td>5</td> <td>6</td> <td>4</td> </tr> <tr> <td>Coding</td> <td>A</td> <td>A</td> <td>A</td> <td>A</td> <td>A</td> <td>A</td> <td>B</td> <td>C</td> <td>C</td> <td>C</td> <td>C</td> <td>D</td> </tr> </table> Model No.:RG123001	Pin No.	3	4	5	8	12	17	5	3	4	5	6	4	Coding	A	A	A	A	A	A	B	C	C	C	C	D	
Pin No.	3	4	5	8	12	17	5	3	4	5	6	4																
Coding	A	A	A	A	A	A	B	C	C	C	C	D																


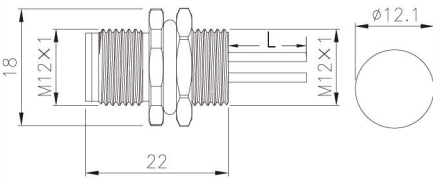

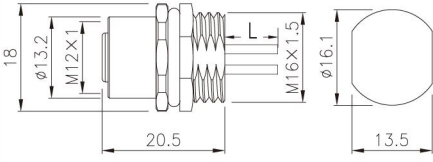

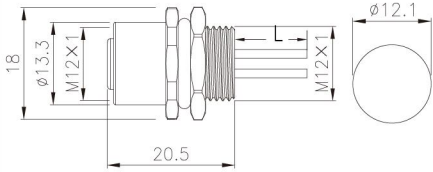

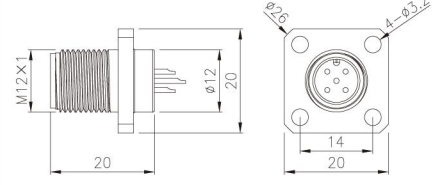

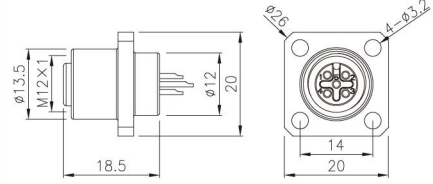

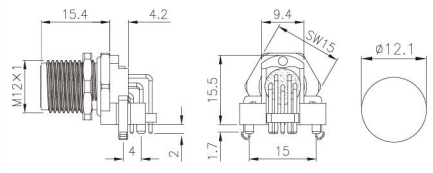

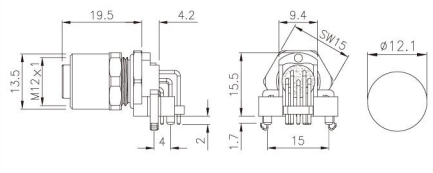

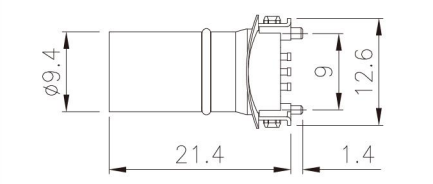
M12 Series A B C D coded

Product picture	Part No./Model No.	Dimensions																										
	M12 female panel mount connector ,front. M12- <input type="text"/> -PMS-F- <input type="text"/> -F-M16 Coded Pin No. <table border="1"> <tr> <td>Pin No.</td> <td>3</td> <td>4</td> <td>5</td> <td>8</td> <td>12</td> <td>17</td> <td>5</td> <td>3</td> <td>4</td> <td>5</td> <td>6</td> <td>4</td> </tr> <tr> <td>Coding</td> <td>A</td> <td>A</td> <td>A</td> <td>A</td> <td>A</td> <td>A</td> <td>B</td> <td>C</td> <td>C</td> <td>C</td> <td>C</td> <td>D</td> </tr> </table> Model No.:RG123002	Pin No.	3	4	5	8	12	17	5	3	4	5	6	4	Coding	A	A	A	A	A	A	B	C	C	C	C	D	
Pin No.	3	4	5	8	12	17	5	3	4	5	6	4																
Coding	A	A	A	A	A	A	B	C	C	C	C	D																
	M12 male panel mount connector ,rear. M12- <input type="text"/> -PMS-M- <input type="text"/> -R Coded Pin No. <table border="1"> <tr> <td>Pin No.</td> <td>3</td> <td>4</td> <td>5</td> <td>8</td> <td>12</td> <td>17</td> <td>5</td> <td>3</td> <td>4</td> <td>5</td> <td>6</td> <td>4</td> </tr> <tr> <td>Coding</td> <td>A</td> <td>A</td> <td>A</td> <td>A</td> <td>A</td> <td>A</td> <td>B</td> <td>C</td> <td>C</td> <td>C</td> <td>C</td> <td>D</td> </tr> </table> Model No.:RG123003	Pin No.	3	4	5	8	12	17	5	3	4	5	6	4	Coding	A	A	A	A	A	A	B	C	C	C	C	D	
Pin No.	3	4	5	8	12	17	5	3	4	5	6	4																
Coding	A	A	A	A	A	A	B	C	C	C	C	D																
	M12 male panel mount connector ,rear. M12- <input type="text"/> -PMS-M- <input type="text"/> -R-M16 Coded Pin No. <table border="1"> <tr> <td>Pin No.</td> <td>3</td> <td>4</td> <td>5</td> <td>8</td> <td>12</td> <td>17</td> <td>5</td> <td>3</td> <td>4</td> <td>5</td> <td>6</td> <td>4</td> </tr> <tr> <td>Coding</td> <td>A</td> <td>A</td> <td>A</td> <td>A</td> <td>A</td> <td>A</td> <td>B</td> <td>C</td> <td>C</td> <td>C</td> <td>C</td> <td>D</td> </tr> </table> Model No.:RG123004	Pin No.	3	4	5	8	12	17	5	3	4	5	6	4	Coding	A	A	A	A	A	A	B	C	C	C	C	D	
Pin No.	3	4	5	8	12	17	5	3	4	5	6	4																
Coding	A	A	A	A	A	A	B	C	C	C	C	D																
	M12 female panel mount connector ,rear. M12- <input type="text"/> -PMS-F- <input type="text"/> -R Coded Pin No. <table border="1"> <tr> <td>Pin No.</td> <td>3</td> <td>4</td> <td>5</td> <td>8</td> <td>12</td> <td>17</td> <td>5</td> <td>3</td> <td>4</td> <td>5</td> <td>6</td> <td>4</td> </tr> <tr> <td>Coding</td> <td>A</td> <td>A</td> <td>A</td> <td>A</td> <td>A</td> <td>A</td> <td>B</td> <td>C</td> <td>C</td> <td>C</td> <td>C</td> <td>D</td> </tr> </table> Model No.:RG123005	Pin No.	3	4	5	8	12	17	5	3	4	5	6	4	Coding	A	A	A	A	A	A	B	C	C	C	C	D	
Pin No.	3	4	5	8	12	17	5	3	4	5	6	4																
Coding	A	A	A	A	A	A	B	C	C	C	C	D																
	M12 female panel mount connector ,rear. M12- <input type="text"/> -PMS-F- <input type="text"/> -R-M16 Coded Pin No. <table border="1"> <tr> <td>Pin No.</td> <td>3</td> <td>4</td> <td>5</td> <td>8</td> <td>12</td> <td>17</td> <td>5</td> <td>3</td> <td>4</td> <td>5</td> <td>6</td> <td>4</td> </tr> <tr> <td>Coding</td> <td>A</td> <td>A</td> <td>A</td> <td>A</td> <td>A</td> <td>A</td> <td>B</td> <td>C</td> <td>C</td> <td>C</td> <td>C</td> <td>D</td> </tr> </table> Model No.:RG123006	Pin No.	3	4	5	8	12	17	5	3	4	5	6	4	Coding	A	A	A	A	A	A	B	C	C	C	C	D	
Pin No.	3	4	5	8	12	17	5	3	4	5	6	4																
Coding	A	A	A	A	A	A	B	C	C	C	C	D																
	M12 male panel mount connector ,front. M12- <input type="text"/> -PMP-M- <input type="text"/> -F Coded Pin No. <table border="1"> <tr> <td>Pin No.</td> <td>3</td> <td>4</td> <td>5</td> <td>8</td> <td>12</td> <td>17</td> <td>5</td> <td>3</td> <td>4</td> <td>5</td> <td>6</td> <td>4</td> </tr> <tr> <td>Coding</td> <td>A</td> <td>A</td> <td>A</td> <td>A</td> <td>A</td> <td>A</td> <td>B</td> <td>C</td> <td>C</td> <td>C</td> <td>C</td> <td>D</td> </tr> </table> Model No.:RG123007	Pin No.	3	4	5	8	12	17	5	3	4	5	6	4	Coding	A	A	A	A	A	A	B	C	C	C	C	D	
Pin No.	3	4	5	8	12	17	5	3	4	5	6	4																
Coding	A	A	A	A	A	A	B	C	C	C	C	D																
	M12 male panel mount connector ,front. M12- <input type="text"/> -PMP-M- <input type="text"/> -F-M16 Coded Pin No. <table border="1"> <tr> <td>Pin No.</td> <td>3</td> <td>4</td> <td>5</td> <td>8</td> <td>12</td> <td>17</td> <td>5</td> <td>3</td> <td>4</td> <td>5</td> <td>6</td> <td>4</td> </tr> <tr> <td>Coding</td> <td>A</td> <td>A</td> <td>A</td> <td>A</td> <td>A</td> <td>A</td> <td>B</td> <td>C</td> <td>C</td> <td>C</td> <td>C</td> <td>D</td> </tr> </table> Model No.:RG123008	Pin No.	3	4	5	8	12	17	5	3	4	5	6	4	Coding	A	A	A	A	A	A	B	C	C	C	C	D	
Pin No.	3	4	5	8	12	17	5	3	4	5	6	4																
Coding	A	A	A	A	A	A	B	C	C	C	C	D																
	M12 female panel mount connector ,front. M12- <input type="text"/> -PMP-F- <input type="text"/> -F-M16 Coded Pin No. <table border="1"> <tr> <td>Pin No.</td> <td>3</td> <td>4</td> <td>5</td> <td>8</td> <td>12</td> <td>17</td> <td>5</td> <td>3</td> <td>4</td> <td>5</td> <td>6</td> <td>4</td> </tr> <tr> <td>Coding</td> <td>A</td> <td>A</td> <td>A</td> <td>A</td> <td>A</td> <td>A</td> <td>B</td> <td>C</td> <td>C</td> <td>C</td> <td>C</td> <td>D</td> </tr> </table> Model No.:RG123009	Pin No.	3	4	5	8	12	17	5	3	4	5	6	4	Coding	A	A	A	A	A	A	B	C	C	C	C	D	
Pin No.	3	4	5	8	12	17	5	3	4	5	6	4																
Coding	A	A	A	A	A	A	B	C	C	C	C	D																


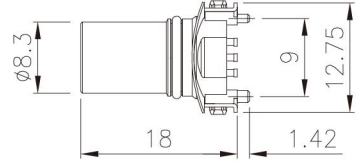

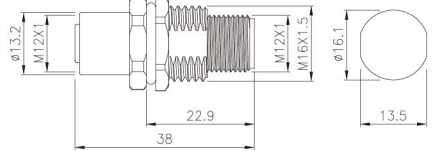

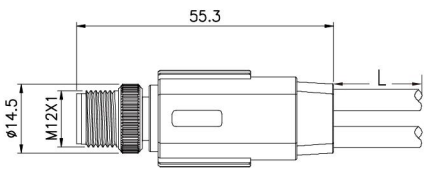

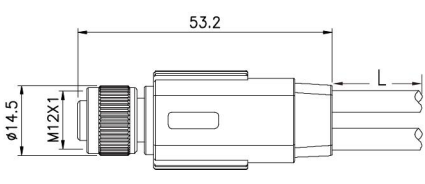

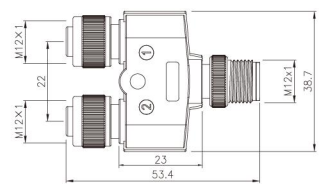

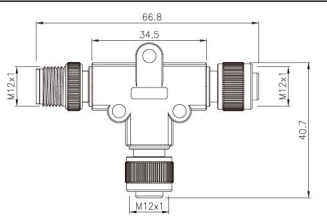

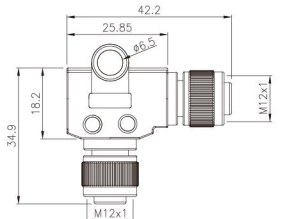

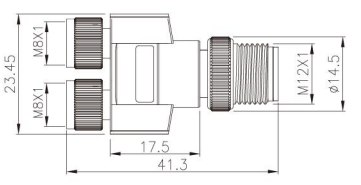
M12 Series A B C D coded

Product picture	Part No./Model No.	Dimensions																										
	M12 male panel mount connector ,rear. M12- <input type="text"/> -PMP-M- <input type="text"/> -R Coded Pin No. <table border="1"> <tr> <td>Pin No.</td> <td>3</td> <td>4</td> <td>5</td> <td>8</td> <td>12</td> <td>17</td> <td>5</td> <td>3</td> <td>4</td> <td>5</td> <td>6</td> <td>4</td> </tr> <tr> <td>Coding</td> <td>A</td> <td>A</td> <td>A</td> <td>A</td> <td>A</td> <td>A</td> <td>B</td> <td>C</td> <td>C</td> <td>C</td> <td>C</td> <td>D</td> </tr> </table> Model No.:RG123010	Pin No.	3	4	5	8	12	17	5	3	4	5	6	4	Coding	A	A	A	A	A	A	B	C	C	C	C	D	
Pin No.	3	4	5	8	12	17	5	3	4	5	6	4																
Coding	A	A	A	A	A	A	B	C	C	C	C	D																
	M12 male panel mount connector ,rear. M12- <input type="text"/> -PMP-M- <input type="text"/> -R-M16 Coded Pin No. <table border="1"> <tr> <td>Pin No.</td> <td>3</td> <td>4</td> <td>5</td> <td>8</td> <td>12</td> <td>17</td> <td>5</td> <td>3</td> <td>4</td> <td>5</td> <td>6</td> <td>4</td> </tr> <tr> <td>Coding</td> <td>A</td> <td>A</td> <td>A</td> <td>A</td> <td>A</td> <td>A</td> <td>B</td> <td>C</td> <td>C</td> <td>C</td> <td>C</td> <td>D</td> </tr> </table> Model No.:RG123011	Pin No.	3	4	5	8	12	17	5	3	4	5	6	4	Coding	A	A	A	A	A	A	B	C	C	C	C	D	
Pin No.	3	4	5	8	12	17	5	3	4	5	6	4																
Coding	A	A	A	A	A	A	B	C	C	C	C	D																
	M12 female panel mount connector ,rear. M12- <input type="text"/> -PMP-F- <input type="text"/> -R Coded Pin No. <table border="1"> <tr> <td>Pin No.</td> <td>3</td> <td>4</td> <td>5</td> <td>8</td> <td>12</td> <td>17</td> <td>5</td> <td>3</td> <td>4</td> <td>5</td> <td>6</td> <td>4</td> </tr> <tr> <td>Coding</td> <td>A</td> <td>A</td> <td>A</td> <td>A</td> <td>A</td> <td>A</td> <td>B</td> <td>C</td> <td>C</td> <td>C</td> <td>C</td> <td>D</td> </tr> </table> Model No.:RG123012	Pin No.	3	4	5	8	12	17	5	3	4	5	6	4	Coding	A	A	A	A	A	A	B	C	C	C	C	D	
Pin No.	3	4	5	8	12	17	5	3	4	5	6	4																
Coding	A	A	A	A	A	A	B	C	C	C	C	D																
	M12 female panel mount connector ,rear. M12- <input type="text"/> -PMP-F- <input type="text"/> -R-M16 Coded Pin No. <table border="1"> <tr> <td>Pin No.</td> <td>3</td> <td>4</td> <td>5</td> <td>8</td> <td>12</td> <td>17</td> <td>5</td> <td>3</td> <td>4</td> <td>5</td> <td>6</td> <td>4</td> </tr> <tr> <td>Coding</td> <td>A</td> <td>A</td> <td>A</td> <td>A</td> <td>A</td> <td>A</td> <td>B</td> <td>C</td> <td>C</td> <td>C</td> <td>C</td> <td>D</td> </tr> </table> Model No.:RG123013	Pin No.	3	4	5	8	12	17	5	3	4	5	6	4	Coding	A	A	A	A	A	A	B	C	C	C	C	D	
Pin No.	3	4	5	8	12	17	5	3	4	5	6	4																
Coding	A	A	A	A	A	A	B	C	C	C	C	D																
	M12 male panel mount connector ,front. M12- <input type="text"/> -PMW-M- <input type="text"/> -F- <input type="text"/> Coded Pin No. Length <table border="1"> <tr> <td>Pin No.</td> <td>3</td> <td>4</td> <td>5</td> <td>8</td> <td>12</td> <td>17</td> <td>5</td> <td>3</td> <td>4</td> <td>5</td> <td>6</td> <td>4</td> </tr> <tr> <td>Coding</td> <td>A</td> <td>A</td> <td>A</td> <td>A</td> <td>A</td> <td>A</td> <td>B</td> <td>C</td> <td>C</td> <td>C</td> <td>C</td> <td>D</td> </tr> </table> Model No.:RG123014	Pin No.	3	4	5	8	12	17	5	3	4	5	6	4	Coding	A	A	A	A	A	A	B	C	C	C	C	D	
Pin No.	3	4	5	8	12	17	5	3	4	5	6	4																
Coding	A	A	A	A	A	A	B	C	C	C	C	D																
	M12 male panel mount connector ,front. M12- <input type="text"/> -PMW-M- <input type="text"/> -F-M16 - <input type="text"/> Coded Pin No. Length <table border="1"> <tr> <td>Pin No.</td> <td>3</td> <td>4</td> <td>5</td> <td>8</td> <td>12</td> <td>17</td> <td>5</td> <td>3</td> <td>4</td> <td>5</td> <td>6</td> <td>4</td> </tr> <tr> <td>Coding</td> <td>A</td> <td>A</td> <td>A</td> <td>A</td> <td>A</td> <td>A</td> <td>B</td> <td>C</td> <td>C</td> <td>C</td> <td>C</td> <td>D</td> </tr> </table> Model No.:RG123015	Pin No.	3	4	5	8	12	17	5	3	4	5	6	4	Coding	A	A	A	A	A	A	B	C	C	C	C	D	
Pin No.	3	4	5	8	12	17	5	3	4	5	6	4																
Coding	A	A	A	A	A	A	B	C	C	C	C	D																
	M12 female panel mount connector ,front. M12- <input type="text"/> -PMW-F- <input type="text"/> -F-M16 - <input type="text"/> Coded Pin No. Length <table border="1"> <tr> <td>Pin No.</td> <td>3</td> <td>4</td> <td>5</td> <td>8</td> <td>12</td> <td>17</td> <td>5</td> <td>3</td> <td>4</td> <td>5</td> <td>6</td> <td>4</td> </tr> <tr> <td>Coding</td> <td>A</td> <td>A</td> <td>A</td> <td>A</td> <td>A</td> <td>A</td> <td>B</td> <td>C</td> <td>C</td> <td>C</td> <td>C</td> <td>D</td> </tr> </table> Model No.:RG123016	Pin No.	3	4	5	8	12	17	5	3	4	5	6	4	Coding	A	A	A	A	A	A	B	C	C	C	C	D	
Pin No.	3	4	5	8	12	17	5	3	4	5	6	4																
Coding	A	A	A	A	A	A	B	C	C	C	C	D																
	M12 male panel mount connector ,rear. M12- <input type="text"/> -PMW-M- <input type="text"/> -R-M16 - <input type="text"/> Coded Pin No. Length <table border="1"> <tr> <td>Pin No.</td> <td>3</td> <td>4</td> <td>5</td> <td>8</td> <td>12</td> <td>17</td> <td>5</td> <td>3</td> <td>4</td> <td>5</td> <td>6</td> <td>4</td> </tr> <tr> <td>Coding</td> <td>A</td> <td>A</td> <td>A</td> <td>A</td> <td>A</td> <td>A</td> <td>B</td> <td>C</td> <td>C</td> <td>C</td> <td>C</td> <td>D</td> </tr> </table> Model No.:RG123017	Pin No.	3	4	5	8	12	17	5	3	4	5	6	4	Coding	A	A	A	A	A	A	B	C	C	C	C	D	
Pin No.	3	4	5	8	12	17	5	3	4	5	6	4																
Coding	A	A	A	A	A	A	B	C	C	C	C	D																


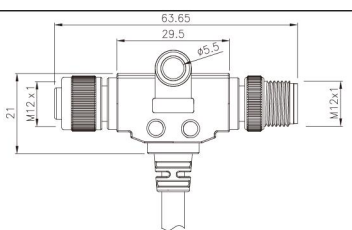

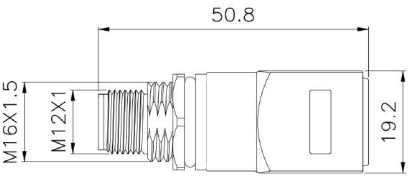

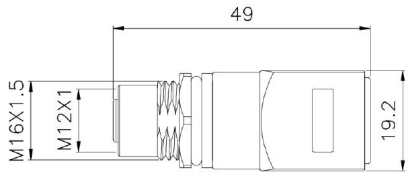

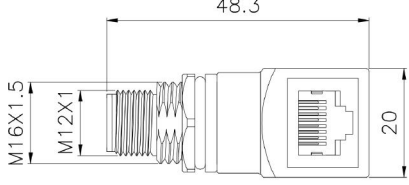

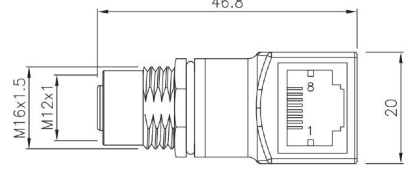



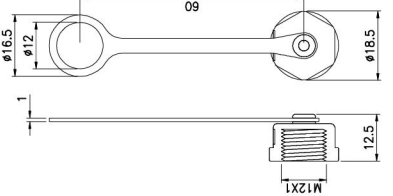
M12 Series A B C D coded

Product picture	Part No./Model No.	Dimensions																										
	M12 male panel mount connector ,rear. M12- <input type="text"/> -PMW-M- <input type="text"/> -R- <input type="text"/> Coded Pin No. Length <table border="1"> <tr> <td>Pin No.</td> <td>3</td> <td>4</td> <td>5</td> <td>8</td> <td>12</td> <td>17</td> <td>5</td> <td>3</td> <td>4</td> <td>5</td> <td>6</td> <td>4</td> </tr> <tr> <td>Coding</td> <td>A</td> <td>A</td> <td>A</td> <td>A</td> <td>A</td> <td>A</td> <td>B</td> <td>C</td> <td>C</td> <td>C</td> <td>C</td> <td>D</td> </tr> </table> Model No.:RG123018	Pin No.	3	4	5	8	12	17	5	3	4	5	6	4	Coding	A	A	A	A	A	A	B	C	C	C	C	D	
Pin No.	3	4	5	8	12	17	5	3	4	5	6	4																
Coding	A	A	A	A	A	A	B	C	C	C	C	D																
	M12 male panel mount connector ,rear. M12- <input type="text"/> -PMW-F- <input type="text"/> -R-M16- <input type="text"/> Coded Pin No. Length <table border="1"> <tr> <td>Pin No.</td> <td>3</td> <td>4</td> <td>5</td> <td>8</td> <td>12</td> <td>17</td> <td>5</td> <td>3</td> <td>4</td> <td>5</td> <td>6</td> <td>4</td> </tr> <tr> <td>Coding</td> <td>A</td> <td>A</td> <td>A</td> <td>A</td> <td>A</td> <td>A</td> <td>B</td> <td>C</td> <td>C</td> <td>C</td> <td>C</td> <td>D</td> </tr> </table> Model No.:RG123019	Pin No.	3	4	5	8	12	17	5	3	4	5	6	4	Coding	A	A	A	A	A	A	B	C	C	C	C	D	
Pin No.	3	4	5	8	12	17	5	3	4	5	6	4																
Coding	A	A	A	A	A	A	B	C	C	C	C	D																
	M12 female panel mount connector ,rear. M12- <input type="text"/> -PMW-F- <input type="text"/> -R- <input type="text"/> Coded Pin No. Length <table border="1"> <tr> <td>Pin No.</td> <td>3</td> <td>4</td> <td>5</td> <td>8</td> <td>12</td> <td>17</td> <td>5</td> <td>3</td> <td>4</td> <td>5</td> <td>6</td> <td>4</td> </tr> <tr> <td>Coding</td> <td>A</td> <td>A</td> <td>A</td> <td>A</td> <td>A</td> <td>A</td> <td>B</td> <td>C</td> <td>C</td> <td>C</td> <td>C</td> <td>D</td> </tr> </table> Model No.:RG123020	Pin No.	3	4	5	8	12	17	5	3	4	5	6	4	Coding	A	A	A	A	A	A	B	C	C	C	C	D	
Pin No.	3	4	5	8	12	17	5	3	4	5	6	4																
Coding	A	A	A	A	A	A	B	C	C	C	C	D																
	M12 male panel mount connector ,square. M12- <input type="text"/> -PMF-M- <input type="text"/> Coded Pin No. <table border="1"> <tr> <td>Pin No.</td> <td>3</td> <td>4</td> <td>5</td> <td>8</td> <td>12</td> <td>17</td> <td>5</td> <td>3</td> <td>4</td> <td>5</td> <td>6</td> <td>4</td> </tr> <tr> <td>Coding</td> <td>A</td> <td>A</td> <td>A</td> <td>A</td> <td>A</td> <td>A</td> <td>B</td> <td>C</td> <td>C</td> <td>C</td> <td>C</td> <td>D</td> </tr> </table> Model No.:RG123021	Pin No.	3	4	5	8	12	17	5	3	4	5	6	4	Coding	A	A	A	A	A	A	B	C	C	C	C	D	
Pin No.	3	4	5	8	12	17	5	3	4	5	6	4																
Coding	A	A	A	A	A	A	B	C	C	C	C	D																
	M12 female panel mount connector ,square. M12- <input type="text"/> -PMF-F- <input type="text"/> Coded Pin No. <table border="1"> <tr> <td>Pin No.</td> <td>3</td> <td>4</td> <td>5</td> <td>8</td> <td>12</td> <td>17</td> <td>5</td> <td>3</td> <td>4</td> <td>5</td> <td>6</td> <td>4</td> </tr> <tr> <td>Coding</td> <td>A</td> <td>A</td> <td>A</td> <td>A</td> <td>A</td> <td>A</td> <td>B</td> <td>C</td> <td>C</td> <td>C</td> <td>C</td> <td>D</td> </tr> </table> Model No.:RG123022	Pin No.	3	4	5	8	12	17	5	3	4	5	6	4	Coding	A	A	A	A	A	A	B	C	C	C	C	D	
Pin No.	3	4	5	8	12	17	5	3	4	5	6	4																
Coding	A	A	A	A	A	A	B	C	C	C	C	D																
	M12 male panel mount connector ,90degree. M12- <input type="text"/> -PMP-M- <input type="text"/> -RA Coded Pin No. <table border="1"> <tr> <td>Pin No.</td> <td>3</td> <td>4</td> <td>5</td> <td>8</td> <td>12</td> <td>17</td> <td>5</td> <td>4</td> </tr> <tr> <td>Coding</td> <td>A</td> <td>A</td> <td>A</td> <td>A</td> <td>A</td> <td>A</td> <td>B</td> <td>D</td> </tr> </table> Model No.:RG123023	Pin No.	3	4	5	8	12	17	5	4	Coding	A	A	A	A	A	A	B	D									
Pin No.	3	4	5	8	12	17	5	4																				
Coding	A	A	A	A	A	A	B	D																				
	M12 female panel mount connector ,90degree. M12- <input type="text"/> -PMP-F- <input type="text"/> -RA Coded Pin No. <table border="1"> <tr> <td>Pin No.</td> <td>3</td> <td>4</td> <td>5</td> <td>8</td> <td>12</td> <td>17</td> <td>5</td> <td>4</td> </tr> <tr> <td>Coding</td> <td>A</td> <td>A</td> <td>A</td> <td>A</td> <td>A</td> <td>A</td> <td>B</td> <td>D</td> </tr> </table> Model No.:RG123024	Pin No.	3	4	5	8	12	17	5	4	Coding	A	A	A	A	A	A	B	D									
Pin No.	3	4	5	8	12	17	5	4																				
Coding	A	A	A	A	A	A	B	D																				
	M12 male SMD socket M12- <input type="text"/> -SMD-M- <input type="text"/> Coded Pin No. <table border="1"> <tr> <td>Pin No.</td> <td>3</td> <td>4</td> <td>5</td> <td>8</td> <td>12</td> <td>17</td> <td>5</td> <td>4</td> </tr> <tr> <td>Coding</td> <td>A</td> <td>A</td> <td>A</td> <td>A</td> <td>A</td> <td>A</td> <td>B</td> <td>D</td> </tr> </table> Model No.:RG123025	Pin No.	3	4	5	8	12	17	5	4	Coding	A	A	A	A	A	A	B	D									
Pin No.	3	4	5	8	12	17	5	4																				
Coding	A	A	A	A	A	A	B	D																				


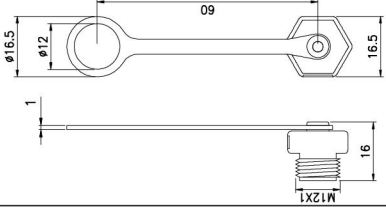







M12 Series A B C D coded

Product picture	Part No./Model No.	Dimensions																										
	M12 female SMD socket M12- <input type="text"/> -SMD-F- <input type="text"/> Coded Pin No. <table border="1"> <tr> <td>Pin No.</td> <td>3</td> <td>4</td> <td>5</td> <td>8</td> <td>12</td> <td>17</td> <td>5</td> <td>4</td> </tr> <tr> <td>Coding</td> <td>A</td> <td>A</td> <td>A</td> <td>A</td> <td>A</td> <td>A</td> <td>B</td> <td>D</td> </tr> </table> Model No.:RG123026	Pin No.	3	4	5	8	12	17	5	4	Coding	A	A	A	A	A	A	B	D									
Pin No.	3	4	5	8	12	17	5	4																				
Coding	A	A	A	A	A	A	B	D																				
	M12 I type metal adapter plug. M12- <input type="text"/> -PM-MF- <input type="text"/> -I Coded Pin No. <table border="1"> <tr> <td>Pin No.</td> <td>3</td> <td>4</td> <td>5</td> <td>8</td> <td>12</td> <td>5</td> <td>4</td> </tr> <tr> <td>Coding</td> <td>A</td> <td>A</td> <td>A</td> <td>A</td> <td>A</td> <td>B</td> <td>D</td> </tr> </table> Model No.:RG123027	Pin No.	3	4	5	8	12	5	4	Coding	A	A	A	A	A	B	D											
Pin No.	3	4	5	8	12	5	4																					
Coding	A	A	A	A	A	B	D																					
	M12 male molded cable, Y type M12- <input type="text"/> -M- <input type="text"/> - <input type="text"/> - <input type="text"/> -Y Coded Pin No. Length Cable materials <table border="1"> <tr> <td>Pin No.</td> <td>3</td> <td>4</td> <td>5</td> <td>8</td> <td>12</td> <td>17</td> <td>5</td> <td>3</td> <td>4</td> <td>5</td> <td>6</td> <td>4</td> </tr> <tr> <td>Coding</td> <td>A</td> <td>A</td> <td>A</td> <td>A</td> <td>A</td> <td>A</td> <td>B</td> <td>C</td> <td>C</td> <td>C</td> <td>C</td> <td>D</td> </tr> </table> Model No.:RG124001	Pin No.	3	4	5	8	12	17	5	3	4	5	6	4	Coding	A	A	A	A	A	A	B	C	C	C	C	D	
Pin No.	3	4	5	8	12	17	5	3	4	5	6	4																
Coding	A	A	A	A	A	A	B	C	C	C	C	D																
	M12 female molded cable, Y type M12- <input type="text"/> -F- <input type="text"/> - <input type="text"/> - <input type="text"/> -Y Coded Pin No. Length Cable materials <table border="1"> <tr> <td>Pin No.</td> <td>3</td> <td>4</td> <td>5</td> <td>8</td> <td>12</td> <td>17</td> <td>5</td> <td>3</td> <td>4</td> <td>5</td> <td>6</td> <td>4</td> </tr> <tr> <td>Coding</td> <td>A</td> <td>A</td> <td>A</td> <td>A</td> <td>A</td> <td>A</td> <td>B</td> <td>C</td> <td>C</td> <td>C</td> <td>C</td> <td>D</td> </tr> </table> Model No.:RG124002	Pin No.	3	4	5	8	12	17	5	3	4	5	6	4	Coding	A	A	A	A	A	A	B	C	C	C	C	D	
Pin No.	3	4	5	8	12	17	5	3	4	5	6	4																
Coding	A	A	A	A	A	A	B	C	C	C	C	D																
	M12 Y distributors connector M12- <input type="text"/> - <input type="text"/> -AD-Y- <input type="text"/> Coded Pin No. Contact way <table border="1"> <tr> <td>Pin No.</td> <td>3</td> <td>4</td> <td>5</td> <td>8</td> <td>5</td> <td>4</td> </tr> <tr> <td>Coding</td> <td>A</td> <td>A</td> <td>A</td> <td>A</td> <td>B</td> <td>D</td> </tr> </table> Model No.:RG124003	Pin No.	3	4	5	8	5	4	Coding	A	A	A	A	B	D													
Pin No.	3	4	5	8	5	4																						
Coding	A	A	A	A	B	D																						
	M12 T distributors connector M12- <input type="text"/> - <input type="text"/> -AD-T- <input type="text"/> Coded Pin No. Contact way <table border="1"> <tr> <td>Pin No.</td> <td>3</td> <td>4</td> <td>5</td> <td>8</td> <td>5</td> <td>4</td> </tr> <tr> <td>Coding</td> <td>A</td> <td>A</td> <td>A</td> <td>A</td> <td>B</td> <td>D</td> </tr> </table> Model No.:RG124004	Pin No.	3	4	5	8	5	4	Coding	A	A	A	A	B	D													
Pin No.	3	4	5	8	5	4																						
Coding	A	A	A	A	B	D																						
	M12 L type adapter plug. M12- <input type="text"/> - <input type="text"/> -AD-L Coded Pin No. <table border="1"> <tr> <td>Pin No.</td> <td>3</td> <td>4</td> <td>5</td> <td>8</td> <td>5</td> <td>4</td> </tr> <tr> <td>Coding</td> <td>A</td> <td>A</td> <td>A</td> <td>A</td> <td>B</td> <td>D</td> </tr> </table> Model No.:RG124005	Pin No.	3	4	5	8	5	4	Coding	A	A	A	A	B	D													
Pin No.	3	4	5	8	5	4																						
Coding	A	A	A	A	B	D																						
	M12 to M8 Y distributors connector M12-Y-M-4-M8x2-F-3 Model No.:RG124006																											


M12 Series A B C D coded

Product picture	Part No./Model No.	Dimensions																										
	M12 T distributors molded cable connector M12-T-M/F- <input type="text"/> - <input type="text"/> Pin No. Length <table border="1"> <tr> <td>Pin No.</td> <td>3</td> <td>4</td> <td>5</td> <td>8</td> <td>12</td> <td>17</td> <td>5</td> <td>3</td> <td>4</td> <td>5</td> <td>6</td> <td>4</td> </tr> <tr> <td>Coding</td> <td>A</td> <td>A</td> <td>A</td> <td>A</td> <td>A</td> <td>A</td> <td>B</td> <td>C</td> <td>C</td> <td>C</td> <td>C</td> <td>D</td> </tr> </table> Model No.:RG124007	Pin No.	3	4	5	8	12	17	5	3	4	5	6	4	Coding	A	A	A	A	A	A	B	C	C	C	C	D	
Pin No.	3	4	5	8	12	17	5	3	4	5	6	4																
Coding	A	A	A	A	A	A	B	C	C	C	C	D																
	M12 male/RJ45 adapter, straight M12- <input type="text"/> - <input type="text"/> -M-RJ45-ST Coded Pin No. <table border="1"> <tr> <td>Pin No.</td> <td>8</td> <td>4</td> </tr> <tr> <td>Coding</td> <td>A</td> <td>D</td> </tr> </table> Model No.:RG124008	Pin No.	8	4	Coding	A	D																					
Pin No.	8	4																										
Coding	A	D																										
	M12 female/RJ45 adapter, straight M12- <input type="text"/> - <input type="text"/> -F-RJ45-ST Coded Pin No. <table border="1"> <tr> <td>Pin No.</td> <td>8</td> <td>4</td> </tr> <tr> <td>Coding</td> <td>A</td> <td>D</td> </tr> </table> Model No.:RG124009	Pin No.	8	4	Coding	A	D																					
Pin No.	8	4																										
Coding	A	D																										
	M12 male/RJ45 adapter, 90degree M12- <input type="text"/> - <input type="text"/> -M-RJ45-RA Coded Pin No. <table border="1"> <tr> <td>Pin No.</td> <td>8</td> <td>4</td> </tr> <tr> <td>Coding</td> <td>A</td> <td>D</td> </tr> </table> Model No.:RG124010	Pin No.	8	4	Coding	A	D																					
Pin No.	8	4																										
Coding	A	D																										
	M12 female/RJ45 adapter, 90degree M12- <input type="text"/> - <input type="text"/> -F-RJ45-RA Coded Pin No. <table border="1"> <tr> <td>Pin No.</td> <td>8</td> <td>4</td> </tr> <tr> <td>Coding</td> <td>A</td> <td>D</td> </tr> </table> Model No.:RG124011	Pin No.	8	4	Coding	A	D																					
Pin No.	8	4																										
Coding	A	D																										
	M12 male plug plastic dust cover M12P-V-M Model No.:RG125000																											
	M12 male plug plastic dust cover M12P-V-F Model No.:RG125001																											
	M12 male plug plastic dust cover M12P-V1-M Model No.:RG125002																											



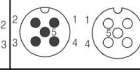
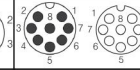
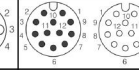
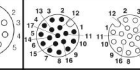

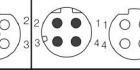
M12 Series A B C D coded

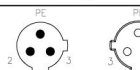

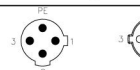

Product picture	Part No./Model No.	Dimensions
	M12 female plug plastic dust cover M12P-V1-F Model No.:RG125003	
	M12 male plug metal dust cover M12G-V-M Model No.:RG125004	
	M12 female plug metal dust cover M12G-V-F Model No.:RG125005	
	M12 male plug metal dust cover M12G-V1-M Model No.:RG125006	
	M12 female plug metal dust cover M12G-V1-F Model No.:RG125007	
	M12 male plug metal dust cover M12G-V2-M Model No.:RG125008	
	M12 female plug metal dust cover M12G-V2-F Model No.:RG125009	
	M12 male plug metal dust cover M12G-V3-M Model No.:RG125010	

M12 Series A B C D coded

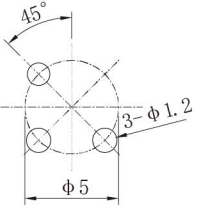
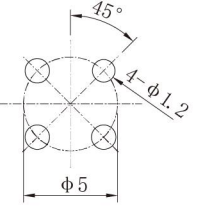
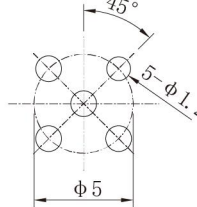
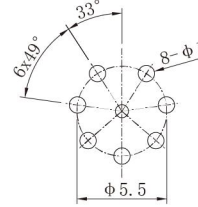
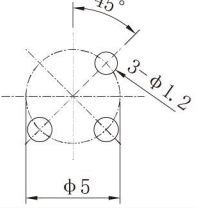
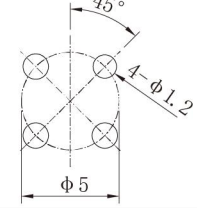
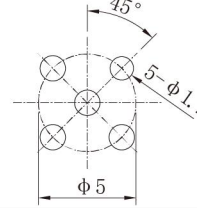
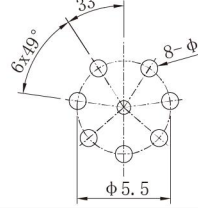
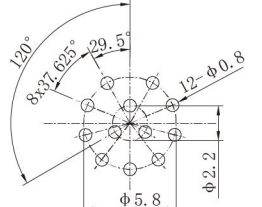
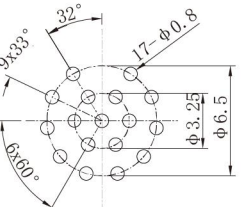
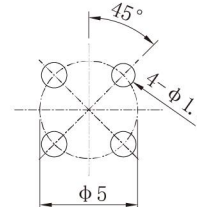
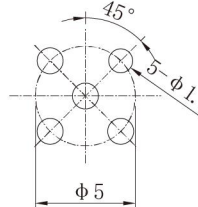
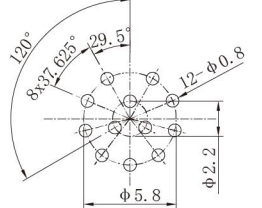
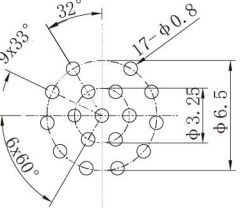
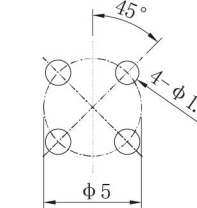
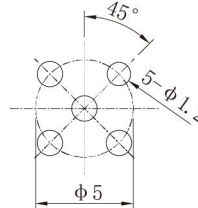
Product picture	Part No./Model No.	Dimensions
	M12 female plug metal dust cover M12G-V3-F Model No.:RG125011	

Technical Date

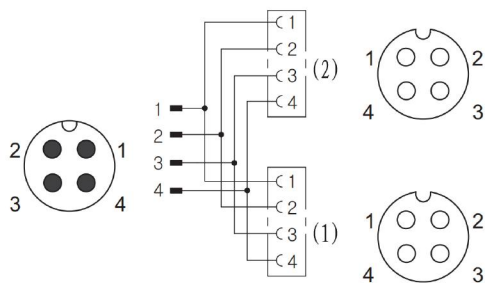
Pin No.	3	4	5	8	12	17	5	4
Coding	A	A	A	A	A	A	B	D
Pin for reference								
Type	Assembly/Molded/Panel mount							
Rated current	4A	4A	4A	2A	1A	4A	4A	4A
Rated voltage	250V	250V	60V	30V	30V	250V	60V	250V
Operating Temperature	-25 °C ~85 °C							
Degree of protection	IP67/IP68							
Connector locking system	Screw/Solder/PCB/Wire							
Mechanical operation	>500 mating cycles							
Contact resistance	≤10mΩ							
Material of connector	CuZn,TPU or PVC							
Contact plating	Au(gold plating)							
Cable size	0.34mm ²	0.34mm ²	0.25mm ²	0.25mm ²	0.14mm ²	0.14mm ²	0.25mm ²	0.34mm ²

Pin No.	3	4	5	6
Coding	C	C	C	C
Pin for reference				
Type	Assembly/Molded/Panel mount			
Rated current	4A	4A	2A	2A
Rated voltage	250V	250V	60V	30V
Operating Temperature	-25 °C ~85 °C			
Degree of protection	IP67/IP68			
Connector locking system	Screw/Solder/PCB/Wire			
Mechanical operation	>500 mating cycles			
Contact resistance	≤10mΩ			
Material of connector	CuZn,TPU or PVC			
Contact plating	Au(gold plating)			
Cable size	0.34mm ²	0.34mm ²	0.34mm ²	0.25mm ²

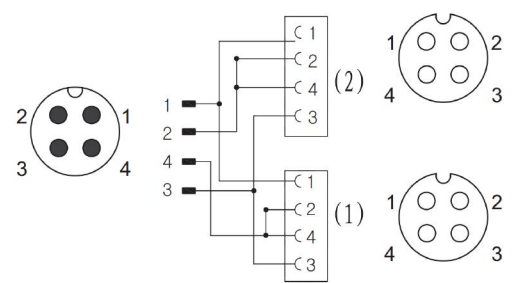
PCB core bitmap

Cores	3A	4A	5A	8A
Male				
Female				
Cores	12A	17A	4D	5B
Male				
Female				

Assembly Instruction (Y、T type)














Contact assignment of M12 Y1/T1 connector



Contact assignment of M12 Y2/T2 connector

Wiring definition

Core position	Core color						Core position
Male	3A		4A/B		4D		Female
1	Brown		Brown		Yellow		1
2	—		White		White		2
3	Blue		Blue		Orange		3
4	Black		Black		Blue		4

Core position	Core color						Core position
Male	5A/5B		8A		12A		Female
1	Brown		White		Brown		1
2	White		Brown		Blue		2
3	Blue		Green		White		3
4	Black		Yellow		Green		4
5	Gray		Gray		Pink		5
			Pink		Yellow		6
			Blue		Black		7
			Red		Gray		8
					Red		9
					Violet		10
					Orange		11
					Light Green		12

Core position	Core color						Core position
Male	17A						Female
1	Brown						1
2	Blue						2
3	White						3
4	Green						4
5	Pink						5
6	Yellow						6
7	Black						7
8	Gray						8
9	Red						9
10	Violet						10
11	Orange						11
12	Light Green						12
13	Light Blue						13
14	Gray/White						14
15	Brown/White						15
16	Red/White						16
17	Blue/White						17