



## AIP0640MB Series

# Data Sheet

<b>Product Name</b>	<b>AIP0640MB Series</b>
<b>Series</b>	<b>Molding Power Inductor</b>
<b>Size</b>	<b>0640</b>
<b>Version</b>	<b>A0</b>

## Molding Power Inductor

### Scope

#### Features

- ROHS, Halogen Free and REACH compliance
- Flux shielded structure
- High rated current
- 125 °C maximum total temperature operation
- 7.3x6.8x4.0 mm maximum surface mount package
- Low core loss
- Ultra low buzz noise due to molding construction

#### Applications

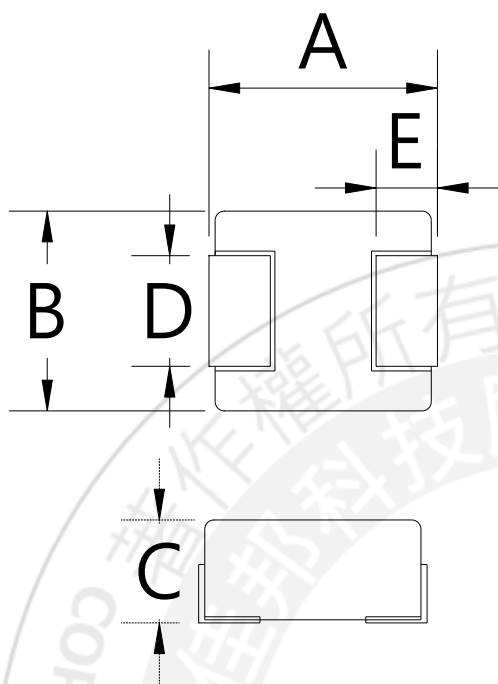
- Laptops and PCs
- Switch and servers
- Base stations
- DC / DC converters
- SSD modules
- Battery powered devices

### Explanation of Part Number

**A I P 0 6 4 0 M B - 1 0 0 M**

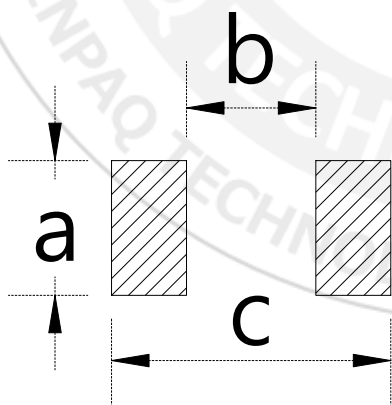
- Tolerance M : ±20%
- Inductance R24 : 0.24µH ; 1R0 : 1.0µH ; 100 : 10µH
- Type name
- Dimensions
- Product Product code

## Dimensions



Code	Dimensions[mm]
A	7.0±0.3
B	6.6±0.2
C	3.8±0.2
D	3.0±0.3
E	1.6±0.3

## Recommended land pattern



Code	Dimensions[mm]
a	3.5
b	3.7
c	8.4

## Marking

The inductor is marked with a 3-digit code (using ink for marking).

Example: R24 means 0.24 $\mu$ H  
1R0 means 1.0 $\mu$ H  
100 means 10 $\mu$ H



1R0

## Specifications

6x6 Series PN	Li [ $\mu$ H]	Rdc [ $m\Omega$ ]	Isat [A]	Irms [A]
	Initial Value +/-20%	DC resistance max.	Li drop 30% typ.	Temp. rising 40°C typ.
AIP0640MB-R68M	0.68	4.8	19	17
AIP0640MB-1R0M	1.0	6.6	16	13.5
AIP0640MB-1R5M	1.5	10	12.5	12.4
AIP0640MB-2R2M	2.2	14	11	10
AIP0640MB-3R3M	3.3	20	9.5	8.5
AIP0640MB-4R7M	4.7	30	9	6.5
AIP0640MB-6R8M	6.8	45	6.5	5.5
AIP0640MB-8R2M	8.2	55	6	5.2
AIP0640MB-100M	10	65	6	4.8
AIP0640MB-150M	15	95	4.5	3.7
AIP0640MB-220M	22	125	4	3.3
AIP0640MB-330M	33	240	3	2.2
AIP0640MB-470M	47	320	2.5	1.8

### Notes

1. Test environment of all data is referenced to 25 °C ambient.
2. Test conditions: 100 KHz, 1Vrms.
3. Isat : DC current (A) that will cause L to drop approximately 30 %.
4. Irms : DC current (A) that will cause an approximate  $\Delta T$  of 40 °C (reference ambient temperature is 25°C).
5. Operating temperature range – 55 °C to + 125 °C.
6. The part temperature (ambient + temp rise) should not exceed 125 °C under worst case operating conditions. Circuit design, component placement, PWB trace size and thickness, airflow and other cooling provisions all affect the part temperature. Part temperature should be verified in the end application.

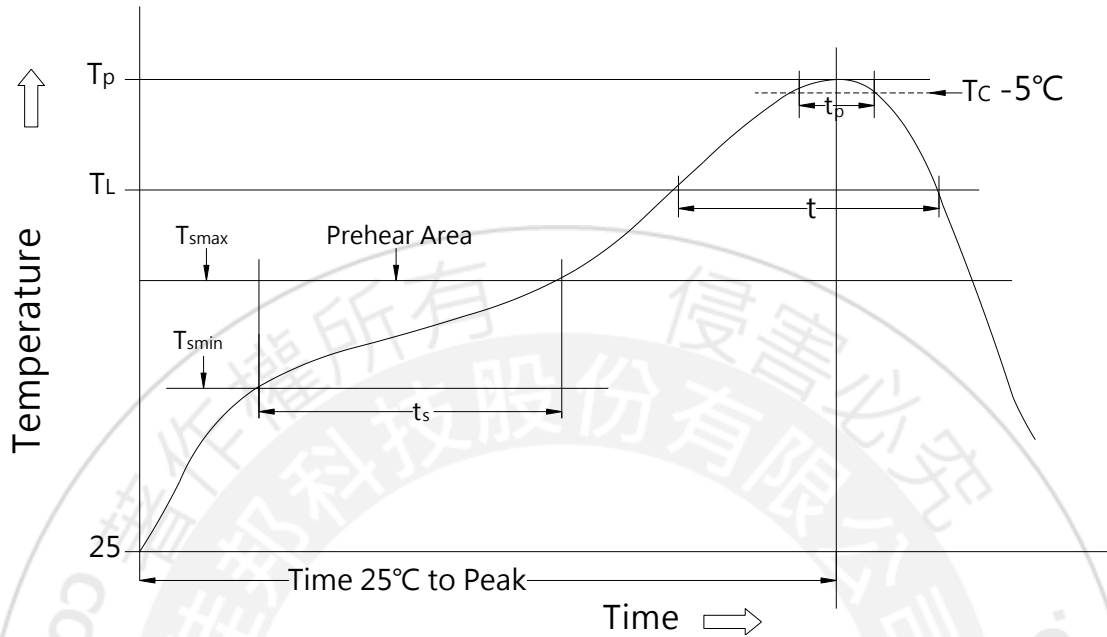
## Mechanical Reliability

Item	Specification and Requirement	Test Method
Solderability	<ol style="list-style-type: none"> <li>1. No case deformation or change in appearance.</li> <li>2. New solder coverage More than 95%.</li> </ol>	<ol style="list-style-type: none"> <li>1. Preheat : 155 °C ± 5 °C, 60S ± 2S.</li> <li>2. Tin : lead-free.</li> <li>3. Temperature : 240 °C ± 5 °C, flux 3.0S ± 0.5S.</li> </ol>
Mechanical shock	<ol style="list-style-type: none"> <li>1. No case deformation or change in appearance.</li> <li>2. <math>\Delta L / L_0 \leq \pm 10\%</math>.</li> </ol>	<ol style="list-style-type: none"> <li>1. Acceleration : 100G.</li> <li>2. Pulse time : 6ms.</li> <li>3. 3 times in each positive and negative direction of 3 mutual perpendicular directions.</li> </ol>
Mechanical vibration	<ol style="list-style-type: none"> <li>1. No case deformation or change in appearance.</li> <li>2. <math>\Delta L / L_0 \leq \pm 10\%</math>.</li> </ol>	<ol style="list-style-type: none"> <li>1. Reflow : 2 times.</li> <li>2. Frequency : 10Hz~55Hz ~ 10Hz, 20 min / cycles.</li> <li>3. Amplitude : 1.52 mm.</li> <li>4. Directions : X, Y, Z.</li> <li>5. Time : 12 cycle / direction.</li> </ol>

## Endurance Reliability

Item	Specification and Requirement	Test Method
Thermal Shock	Inductance change : Within ± 10% Without distinct damage in appearance.	<ol style="list-style-type: none"> <li>1. First -55 °C for 30 minutes, last 125 °C for 30 minutes as 1 cycle. Go through 1000 cycles.</li> <li>2. Max transfer time is 3 minutes.</li> <li>3. Measured at room temperature after placing for 24 ± 2 hours.</li> </ol>
Humidity Resistance	Inductance change : Within ± 10% Without distinct damage in appearance.	<ol style="list-style-type: none"> <li>1. Reflow 2 times.</li> <li>2. 85 °C, 85% RH, 1000 hours.</li> <li>3. Measured at room temperature after placing for 24 ± 2 hours.</li> </ol>
Low temperature storage	Inductance change : Within ± 10% Without distinct damage in appearance.	<ol style="list-style-type: none"> <li>1. Temperature : -55 ± 2 °C.</li> <li>2. Time : 1000 hours</li> <li>3. Measured at room temperature after placing for 24 ± 2 hours.</li> </ol>
High temperature storage	Inductance change : Within ± 10% Without distinct damage in appearance.	<ol style="list-style-type: none"> <li>1. Temperature : +125 ± 2 °C.</li> <li>2. Time : 1000 hours.</li> <li>3. Measured at room temperature after placing for 24 ± 2 hours.</li> </ol>

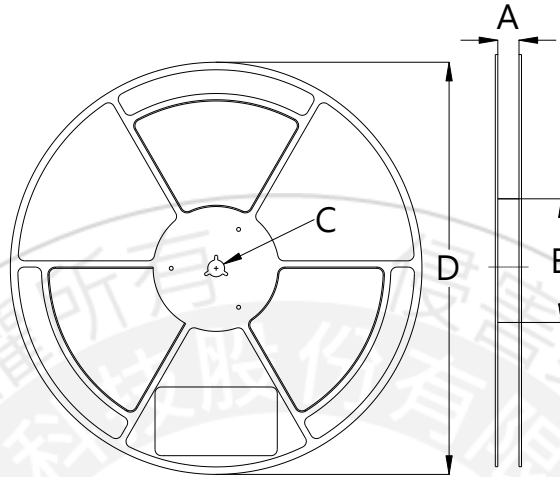
## Recommendable Reflow Soldering



Profile Feature	Pb-Free Assembly
Preheat - Temperature Min( $T_{smin}$ ) - Temperature Max( $T_{smax}$ ) - Time ( $t_s$ ) from ( $T_{smin}$ to $T_{smax}$ )	150°C 200°C 60-120 seconds
Ramp-up rate ( $T_L$ to $T_P$ )	3°C / second max.
Liquidous temperature( $T_L$ ) Time ( $t$ ) maintained above $T_L$	217°C 60-150 seconds
Peak package body temperature( $T_P$ )	260°C +0/-5°C
Time within 5°C of actual peak temperature( $t_p$ )	10-30 seconds
Ramp-down rate ( $T_P$ to $T_L$ )	6°C / second max.
Time 25°C to peak temperature	8 minutes max.
Number of Reflow cycles allowed	2 cycles max.

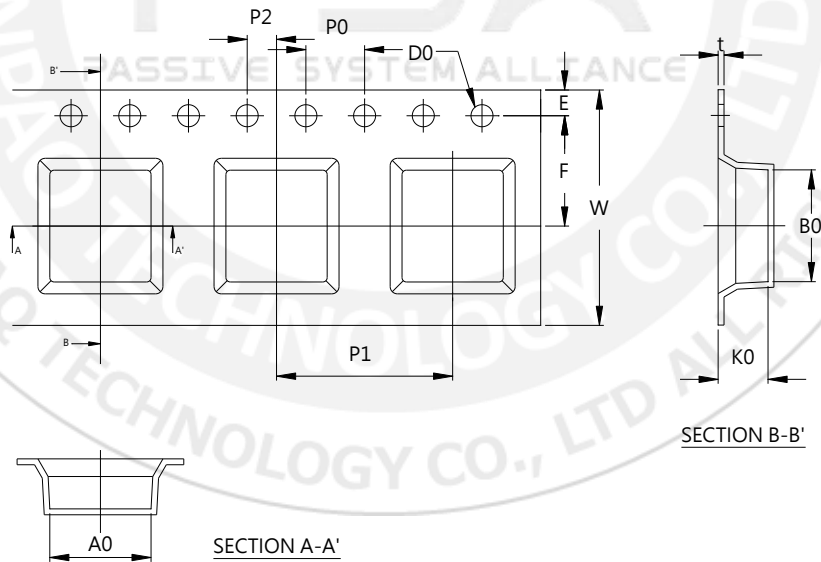
## Tape & Reel

### ► Reel dimensions (unit: mm)



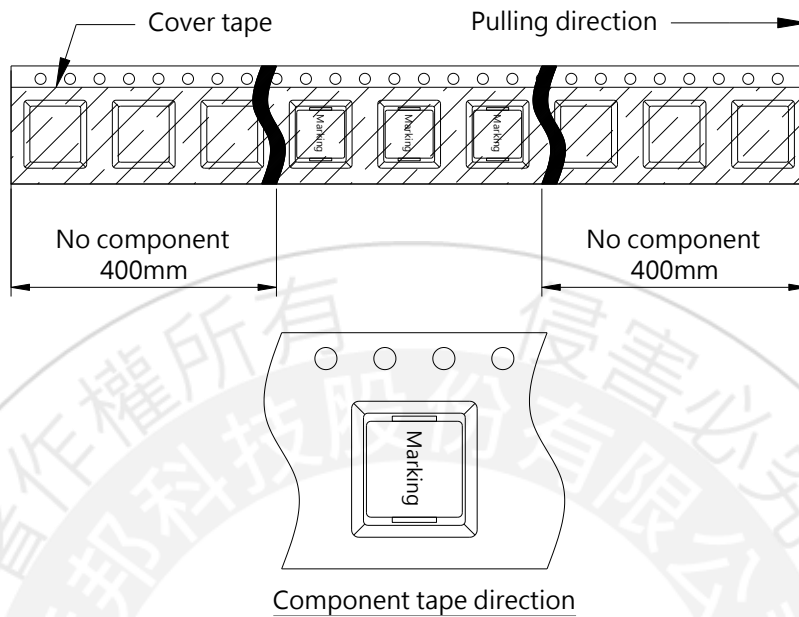
Type	A	B	C	D
13'x16	16.8+0.2	97+0.5	13.2±0.2	330+2.0

### ► Tape dimensions (unit: mm)



Type	W	P1	P0	P2	D0	†	A0	B0	K0	E	F
AIP0640MB	16 ±0.3	12 ±0.1	4 ±0.1	2 ±0.1	1.5 ±0.1	0.4 ±0.05	6.9 ±0.1	7.5 ±0.1	4.3 ±0.1	1.75 ±0.1	7.5 ±0.1

► Taping Drawings



► Taping Package Storage Condition

Storage Temperature: 5 to 40°C  
Relative Humidity: < 65%RH  
Storage Time: 12 months max

► Label Marking

The label specified as follows shall be put on the side of reel.

- (1) Part No.
- (2) Quantity.
- (3) Lot No.

\* Part No. And Quantity shall be marked on outer packaging.

► Quantity of products in the package

Type	Reel
AIP0640MB	1000