

Short Body Switch
LAS1-A22

- ⊙ **Mounting aperture:** Φ22mm.
- ⊙ **Switch characteristics:**
Push button switch is "fast-acting | single/double knife double-throw";
Emergency stop switch is "slow-acting | single/double knife single-throw".
- ⊙ **Product features:** Ultra-short tail design, to cope with a variety of installation scenarios; Upgraded large keys to enhance the operating feel.
- ⊙ **Protection level:** IP65



Performance Characteristic

Operating temperature	-25 ~ + 55 (no freezing) keep the air flowing around illuminated push button
Operation Humidity	45~85%RH (no condensation)
Contact Resistor	50mΩ
Insulation Resistor	100MΩ(500VDC)
Maximum withstand voltage	1500V, 50Hz AC, 1min
Vibration Resistance	50Hz, Amplitude 1.2mm
Solder-resistant heat	320 (or 40 watt soldering iron) no more than 3 seconds
Mechanical Life	Momentary switch 1000K times, Latching switch 500K times, emergency stop switch 200K times
Electrical Life	50K times
Operation Pressure	Push button: approx. 1.5N(1NO1NC), approx. 3N(2NO2NC) Emergency stop switch: approx. 16N
Operation Travel	Push button: approx. 3 mm, Emergency stop switch: approx. 6 mm
Tail configuration	Welding wire diameter: 2×0.8mm
	Maximum copper wire area: 0.75mm ² Wiring insert: 2.8×0.5mm
Protecting level	IP65

Lamp ratings


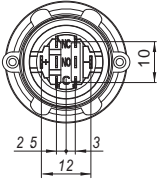
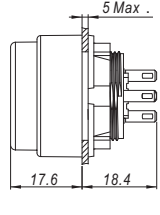
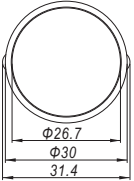

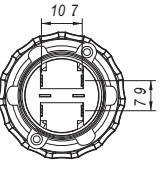
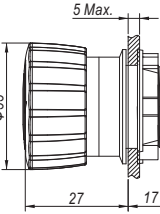


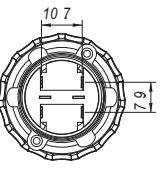
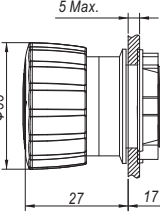



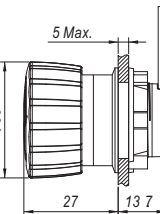
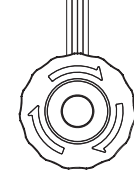

LED Life	Rated Current	Voltage fluctuation	Lamp Circuit Diagram
40000hours	15mA	DC: ±0% AC: 20%	<p>24V, Use inner protection resistors and no positive or negative distinction.</p>

Switching Operation

	Type	Diagram	Sign
Momentary switch	C		
	X		
Emergency stop switch	Y		

Terminal Description

Legend	Description
<p>LED pin (TOP) LED pin</p> <p>Push button switch</p>	<p>Configure max. two groups of switches.</p> <p>C1, NO1, NC1 and C2, NO2, NC2 are respectively are one group of switches; C pin is the common pin, NO pin is the normally open pin, NC is the normally close pin, +/- are lamp terminals(Led pins), have no difference of anode and cathode, lamp and switch are relatively independent and can use switch or peripheral circuit to control the lamp state</p>
<p>LED pin LED pin</p> <p>Emergency stop switch</p>	<p>Configure max. two groups of switches.</p> <p>1, 2 and 3, 4 are respectively are one group of switches; can be selected as required select 02(2NC), 20(2NO) or 11(1NO1NC); The middle two pins are the lamp terminals (Led pins), the standard LED, have no difference of anode and cathode, lamp and switch are relatively independent and can use switch or peripheral circuit to control the lamp state</p>

Product Picture	Description	Dimension		
 <p>Flat button LAS1-A22Y-□■/▲/▲</p>	<p>Switch rating 1A/24V Contact structure 11: 1NO1NC / 22:2NO2NC Operation type Z: Latching / No letter means momentary LED color R G Y B W LED voltage 6V / 12V / 24V IP degree IP65 Applicable accessory Solder socket S04 / Circuit board socket S05 / Sign frame T04</p>			
 <p>Emergency stop switch LAS1-A22Y-□TSB</p>	<p>Switch rating 1.5A/250V Contact structure 11: 1NO1NC / 01: 1NC / 02: 2NC IP degree IP65 Applicable accessory Warning ring T14-2260</p>			
 <p>Emergency stop switch (Illuminated) LAS1-A22Y-□TSB/R/▲</p>	<p>Switch rating 1.5A/250V Contact structure 11: 1NO1NC / 01: 1NC / 02: 2NC LED color R LED voltage 6V / 12V / 24V / 110V / 220V IP degree IP65 Applicable accessory Warning ring T14-2260</p>			
 <p>Emergency stop switch LAS1-A22Y-□TSB/L</p>	<p>Switch rating 1.5A/250V Contact structure 11: 1NO1NC / 01: 1NC / 02: 2NC IP degree IP65 Applicable accessory Warning ring T14-2260</p>			
 <p>Emergency stop switch (Illuminated) LAS1-A22Y-□TSB/L/R/▲</p>	<p>Switch rating 1.5A/250V Contact structure 11: 1NO1NC / 01: 1NC / 02: 2NC LED color R LED voltage 6V / 12V / 24V / 110V / 220V IP degree IP65 Applicable accessory Warning ring T14-2260</p>	