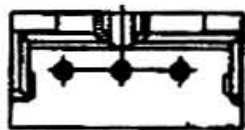


1 2 3 4 5 6 7 8

A

A



2P~3P

5P Above

NOTE:

MATERIAL: NYLON 66 UL94V-0

CONTACT: 0.6mm ROUND PIN, BRASS

FINISH: TIN PLATED

B

B



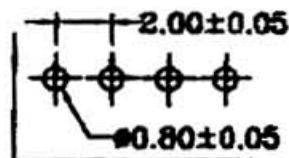
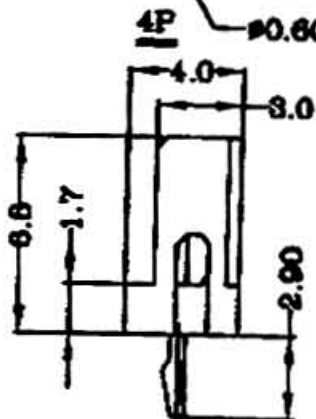
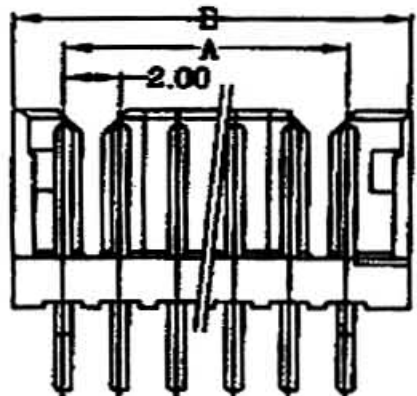
4P $\phi 0.60$

C

C

D

D



P.C.B LAYOUT

Circuits	Dimensions		PCS/BAG
	A	B	
2	2.00	6.00	1000
3	4.00	8.00	1000
4	6.00	10.00	1000
5	8.00	12.00	1000
6	10.00	14.00	1000
7	12.00	16.00	500
8	14.00	18.00	500
9	16.00	20.00	500
10	18.00	22.00	500
11	20.00	24.00	500
12	22.00	26.00	500
13	24.00	28.00	500
14	26.00	30.00	500
15	28.00	32.00	500

E

E

F

F

G

G

玄茂科技股份有限公司
HSUAN MAO TECHNOLOGY CO., LTD.

UNIT

SCALE

PART NAME

MM

2:1

2.0mm WAFER 180°

H

H

制表日: 2002/05/09

DRAWING.

APPROVED

APPD.

CKD.

TOLERANCE

PART NO.

REV.

Jane

± 0.3

W2109-XXPSTW00

A

1 2 3 4 5 6 7 8